



Solar for everybody

Product brochure



The power of the sun for the future of our planet

Photo by Nathan Dumiao

Solar for everybody



Photo by Leon Biss

The future is solar for everybody

At Solplanet, we are driven by a simple idea: solar for everybody. We strive to create the best possible experience for distributors, installers and end users. That's why our products are easy-to-install, reliable and user-friendly.

Solplanet photovoltaic inverters are manufactured in compliance with international high-quality standards. Our annual production capacity exceeds 20GW. So, chances are we can meet your demand.

You can depend on Solplanet

Solplanet is a brand of AISWEI, which is formerly known as SMA's Chinese subsidiary and has successfully been manufacturing high-quality and reliable products for renowned brands like SMA and Zegersolar.

Today, AISWEI is a leading R&D and manufacturing company focusing on clean energy. Headquartered in Shanghai, China, with three R&D centers, one manufacturing base, and offices in Asia, Europe, South America, Africa, and Oceania, AISWEI and Solplanet serve customers in many countries and regions across the globe.

Solplanet makes things easy

Solplanet products are easy-to-install, reliable and user-friendly. We offer a variety of quality products with industry leading warranties that you can depend on: single phase inverters, three phase inverters and connect & monitoring products. In addition we also offer our new hybrid inverters.

Easy-to-install Reliable User-friendly

We strive to create the best possible experience for distributors, installers and end users. That's why our products are easy-to-install, reliable and user-friendly.



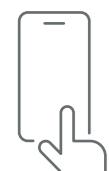
Easy-to-install

- Quick & easy-to-install with standard tools
- Quick setup and commissioning with Solplanet apps
- Compact wall mount design



Reliable

- International quality standards
- Integrated DC switch
- IP rated design for outdoor use



User-friendly

- User friendly app interface
- Online monitoring via Wi-Fi and Solplanet apps
- Award winning inverter design

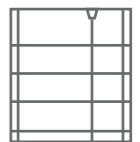
Our product range:

We offer single phase and three phase inverters alongside our monitoring products:

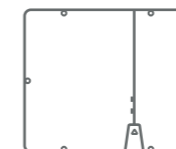
Single Phase Inverters
Page 8



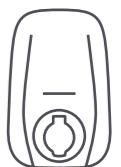
Energy Storage Batteries
Page 54



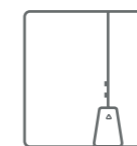
Three Phase Inverters
Page 20



Smart EV Charger
Page 64



Hybrid Inverters
Page 38



Connect & Monitor
Page 68




Single phase inverters



Perfect for home
& small business
applications

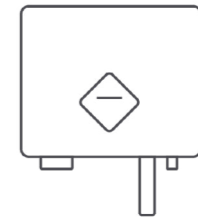
ASW S-S2 SERIES

ASW600S-S2
ASW800S-S2




ASW S-S SERIES

ASW1000S-S
ASW1500S-S
ASW2000S-S
ASW3000S-S




ASW S SERIES

ASW6000-S
ASW8000-S
ASW10000-S




ASW S-G2 SERIES

ASW1000-S-G2
ASW1500-S-G2
ASW2000-S-G2
ASW2500-S-G2



ASW S-G2 SERIES

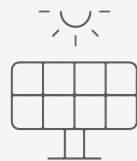
ASW3000-S-G2
ASW3680-S-G2
ASW4000-S-G2
ASW5000-S-G2
ASW6000-S-G2



ASW S-S2 Series



Models:
ASW600S-S2
ASW800S-S2



Outstanding performance

- Start-up voltage as low as 35V
- Max. 16A input current, ideal for high power PV modules
- 250% DC/AC ratio for higher yields
- Wide MPPT voltage range from 35 to 420V
- Supports Shadesol shadow management



Smart and friendly

- Supports 24*7 monitoring feature
- Noise level < 20dB
- Supports self-installation and self-maintenance
- Supports anti-backflow feature with smart meter interface
- Multiple accesses to monitor the plant via Solplanet apps or Cloud
- Compatible to multiple communication methods



Easy to install

- Perfect for balcony scenarios
- Plugs directly into household sockets
- Super light weight, easier delivery and installation
- Ultra-compact dimensions, A4 paper size
- SUNCLIX contact, simplified installation
- Flexible configuration, quick set-up and commissioning via Solplanet apps



Safe and reliable

- Integrated DC switch
- IP66 rated design for outdoor use
- High safety due to low DC voltage
- PV reverse connection alarm and insulation impedance detection
- Real-time grid and residual current monitoring, AC short-circuit protection and anti-islanding protection

Technical Datasheet

	ASW600S-S2	ASW800S-S2	
Input (DC)	Max. PV array power	1500 Wp STC	2000 Wp STC
	Max. input voltage	500V	
	MPP voltage range	35V to 420 V / 360 V	
	Full load MPP voltage range	65 ...400V	65 ...400 V
	Min. input voltage	30 V	
	Initial. feed in voltage	35 V	
	Max. operating input current	16 A	
	Max. short circuit current	20 A	
	No. of independent MPPT inputs / strings per MPPT input	1 / 1	
	Output (AC)	Rated active power	600 W
Rated apparent power		600 VA	800 VA
Max. apparent power		600 VA	800 VA
AC nominal voltage		230 V	
AC voltage range		180 V to 260 V	
AC grid frequency / range		50 Hz / 45 Hz to 55 Hz	
Rated output current (A)		2.6 A	3.5 A
Max. output current (A)		2.6 A	3.5 A
Adjustable power factor range		0.8 leading to 0.8 lagging	
Feed-in phases		1	
Harmonic distortion (THD) at rated output	< 3 %		
Efficiency & Protection	Max. efficiency / European efficiency	97.2 % / 96.5 %	
	DC switch	●	
	Ground fault monitoring / grid monitoring	● / ●	
	DC reverse polarity protection / AC short circuit protection	● / ●	
	All-pole-sensitive residual-current monitoring unit	● / ●	
	Surge protection	● / Type III	
	Night monitoring	●	
	Anti-Islanding protection	●	
	Protection class (according to IEC 62109-1) / overvoltage category (according to IEC 62109-1)	I / AC : III ; DC : II	
	General data	Dimensions (W / H / D)	288 / 218 / 97mm
Weight		3.9kg	
Operating temperature range		-25 °C...+60 °C	
Self-consumption (at night)		< 1 W	
Topology		Non-isolated	
Cooling concept		Natural convection	
Degree of protection (according to IEC 60529)		IP66	
Climatic category (according to IEC 60721-3-4)		4K4H	
Max. permissible value for relative humidity (non-condensing)		100%	
Max. operating altitude		3000 m	
Features	DC connection	Plug-in connector	
	AC connection	Plug-in connector	
	Mounting type	Wall-mount bracket	
	LED indicators (Status / Fault / Communication)	●	
	Communication interface (RS485/ Wi-Fi/ LAN/4G)	●/●/○/○	
Certificates and approvals (more available on request)	CE / IEC62109-1/IEC62109-2 / VDE-AR-N 4105:2018		

● standard features ○ optional features - not available

ASW S-S Series



Models:
ASW1000S-S
ASW1500S-S
ASW2000S-S
ASW3000S-S



Easy-to-install

- Quick & easy-to-install with basic tools
- Quick setup and commissioning with Solplanet apps
- Compact wall mount design



Reliable

- International quality standards
- Integrated DC switch
- IP65 rated design for outdoor use



User-friendly

- User friendly app interface
- Online monitoring via Wi-Fi and Solplanet apps
- Distinguishable connection interfaces
- ShadeSol shadow management


Technical Datasheet

	ASW1000S-S	ASW1500S-S	ASW2000S-S	ASW3000S-S	
Input (DC)	Max. PV array power	1500 W _p STC	2250 W _p STC	3000 W _p STC	4500 W _p STC
	Max. input voltage	580 V			
	MPP voltage range / rated input voltage	80 V to 550 V / 360 V			
	Min. input voltage	80 V			
	Initial. feed in voltage	100 V			
	Max. operating input current	12 A			
	Max. short circuit current	18 A			
No. of independent MPPT inputs / strings per MPPT input	1 / 1				
Output (AC)	Rated active power	1000 W	1500 W	2000 W	3000 W
	Rated apparent power	1000 VA	1500 VA	2000 VA	3000 VA
	Max. apparent power	1000 VA	1500 VA	2000 VA	3000 VA
	AC nominal voltage	220 V / 230 V / 240 V			
	AC voltage range	180 V to 290 V			
	AC grid frequency / range	50 Hz / 45 Hz to 55 Hz 60 Hz / 55 Hz to 65 Hz			
	Max. output current	5 A	7.5 A	10 A	13.6 A
	Adjustable power factor range	0.8 leading to 0.8 lagging			
	Feed-in phases	1			
	Harmonic distortion (THD) at rated output	< 3 %			
Efficiency & Protection	Max. efficiency / European efficiency	97.4% / 95.4 %	97.6 % / 96.3 %	97.6 % / 96.8 %	97.6 % / 97.1 %
	DC switch	●			
	Ground fault monitoring / grid monitoring	● / ●			
	DC reverse polarity protection / AC short circuit protection	● / ●			
	All-pole-sensitive residual-current monitoring unit	●			
	Anti-islanding Protection	●			
	Protection class (according to IEC 62109-1) / overvoltage category (according to IEC 62109-1)	I / AC : III ; DC : II			
General data	Dimensions (W / H / D)	320 / 264 / 94 mm			
	Weight	6.5 kg			
	Operating temperature range	-25°C ... +60°C			
	Self-consumption (at night)	< 1 W			
	Topology	Non-isolated			
	Cooling concept	Natural convection			
	Degree of protection (according to IEC 60529)	IP65			
	Climatic category (according to IEC 60721-3-4)	4K4H			
	Max. permissible value for relative humidity (non-condensing)	100%			
	Max. operating altitude	3000 m			
Features	DC connection	Plug-in connector			
	AC connection	Plug-in connector			
	Mounting type	Wall-mount bracket			
	LED indicators (Status / Fault / Communication)	●			
	Communication interface ¹	● / ● / ○ / ○ (RS485/Wi-Fi/LAN/4G)			
	Country of manufacture	China			
Certificates and approvals (more available on request)	CE, IEC62109, IEC61000, EN50549, AS/NZS 4777, C10/C11, IEC61727, IEC62116, IEC61683				

● Standard features / ○ optional features / - not available

1- 2-pin RS485 connection to approved smart meters for export power control applications

ASW S Series



Models:
ASW6000-S
ASW8000-S
ASW10000-S



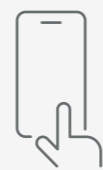
Easy-to-install

- Quick & easy-to-install with basic tools
- Quick setup and commissioning with Solplanet apps
- Compact wall mount design



Reliable

- International quality standards
- Integrated DC switch
- IP66 rated design for outdoor use



User-friendly

- 16 A input current, compatible with bifacial and large area PV modules
- 3 MPPTs for flexible PV array design
- ShadeSol shadow management

Technical Datasheet


	ASW6000-S	ASW8000-S	ASW10000-S	
Input (DC)	Max. PV array power	9000 Wp STC	12000 Wp STC	15000 Wp STC
	Max. input voltage	600V		
	MPP voltage range / rated input voltage	80 V - 560 V / 360 V		
	Min. input voltage	80 V		
	Initial. feed in voltage	100 V		
	Max. operating input current	16 A		
	Max. short circuit current	22.5 A		
	No. of independent MPPT inputs / strings per MPPT input	3 / 1		
Output (AC)	Rated active power	6000 W	8000 W	10000 W
	Rated apparent power	6000 VA	8000 VA	10000 VA
	Max. apparent power	6000 VA	8000 VA	10000 VA
	AC nominal voltage	220 V / 230 V / 240 V		
	AC voltage range	180 V to 295 V		
	AC grid frequency / range	50 Hz / 45 Hz to 55 Hz 60 Hz / 55 Hz to 65 Hz		
	Max. output current	30 A	40 A	50 A
	Adjustable power factor range	0.8 leading to 0.8 lagging		
	Feed-in phases	1		
	Harmonic distortion (THD) at rated output	< 3%		
Efficiency & Protection	Max. efficiency / European efficiency	97.7 % / 97.3 %		
	DC switch	●		
	Ground fault monitoring / grid monitoring	● / ●		
	DC reverse polarity protection / AC short circuit protection	● / ●		
	All-pole-sensitive residual-current monitoring unit	●		
	Anti-Islanding protection	●		
	Night monitoring	●		
	Surge protection	● / Type II		
	Protection class (according to IEC 62109-1) / overvoltage category (according to IEC 62109-1)	I / AC: III; DC: II		
	General data	Dimensions (W / H / D)	503 / 435 / 183 mm	
Weight		< 19 kg		
Operating temperature range		-25°C ... +60°C		
Self-consumption (at night)		< 1 W		
Topology		Non-isolated		
Cooling concept		Natural convection		
Degree of protection (according to IEC 60529)		IP66		
Climatic category (according to IEC 60721-3-4)		4K4H		
Max. permissible value for relative humidity (non-condensing)		100%		
Max. operating altitude		3000 m		
Features	DC connection	Plug-in connector		
	AC connection	Plug-in connector		
	Mounting type	Wall-mount bracket		
	LED indicators (Status / Fault / Communication)	●		
	Communication interface ^{1&2}	●/●/○/○ (RS485 /Wi-Fi/ LAN /4G)		
	Country of manufacture	China		
Certificates and approvals (more available on request)	CE, EN50549, IEC62109, IEC62116, IEC61727, IEC61683, IEC60068, IEC61000, AS/NZS4777, C10/C11			

● Standard features / ○ optional features / – not available

Data at nominal conditions. All information is subject to change.

1) 2-pin RS485 to approved smart meters for export power control applications

ASW S-G2 Series



Models:
ASW1000-S-G2
ASW1500-S-G2
ASW2000-S-G2
ASW2500-S-G2



Easy-to-install

- Quick & easy-to-install with basic tools
- Quick setup and commissioning with Solplanet apps
- Compact wall mount design



Reliable

- International quality standards
- Integrated DC switch
- IP66 rated design for outdoor use



User-friendly

- 16 A input current, compatible with bifacial and large area PV modules
- Optional AC Power Supply
- ShadeSol shadow management
- Support anti-backflow function


Technical Datasheet		ASW1000-S-G2	ASW1500-S-G2	ASW2000-S-G2	ASW2500-S-G2
Input (DC)	Max. PV array power	1500 Wp STC	2250 Wp STC	3000 Wp STC	3750 Wp STC
	Max. input voltage	600 V	600 V	600 V	600 V
	MPP voltage range	60 V to 560 V / 360 V			
	Full load MPP voltage range	200-500V			
	Min. input voltage	60 V			
	Initial. feed in voltage	100 V			
	Max. operating input current	16 A			
	Max. short circuit current	24 A			
	No. of independent MPPT inputs / strings per MPPT input	1 / 1			
Output (AC)	Rated active power	1000 W	1500 W	2000 W	2500 W
	Rated apparent power	1000 VA	1500 VA	2000 VA	2500 VA
	Max. apparent power	1000 VA	1500 VA	2000 VA	2500 VA
	AC nominal voltage	220 V / 230 V / 240 V			
	AC voltage range	180 V to 295 V			
	AC grid frequency / range	50 Hz / 45 Hz to 55 Hz 60 Hz / 55 Hz to 65 Hz			
	Max. output current (A)	5A	7.5 A	10 A	12.5 A
	Adjustable power factor range	0.8 leading to 0.8 lagging			
	Feed-in phases	1			
	Harmonic distortion (THD) at rated output	<3%			
Efficiency & Protection	Max. efficiency / European efficiency	97.6% / 97.1%			
	DC switch	●			
	Ground fault monitoring / grid monitoring	● / ●			
	DC reverse polarity protection / AC short circuit protection	● / ●			
	All-pole-sensitive residual-current monitoring unit	●			
	Anti-Islanding protection	●			
	Night monitoring	●			
	Surge protection	● / Type II			
	Protection class (according to IEC 62109-1) / overvoltage category (according to IEC 62109-1)	I / AC: III; DC: II			
	Dimensions (W / H / D)	368*325*145 mm			
General data	Weight	9.5 kg			
	Operating temperature range	-25°C ... +60°C			
	Self-consumption (at night)	< 1 W			
	Topology	Non-isolated			
	Cooling concept	Natural convection			
	Degree of protection (according to IEC 60529)	IP66			
	Climatic category (according to IEC 60721-3-4)	4K4H			
	Max. permissible value for relative humidity (non-condensing)	100%			
	Max. operating altitude	4000 m			
	Features	DC connection	Plug-in connector		
AC connection		Plug-in connector			
Mounting type		Wall-mount bracket			
LED indicators (Status / Fault / Communication)		●			
Communication interface ¹⁾		●/●/○/○ (RS485 /Wi-Fi/ LAN /4G)			
Country of manufacture		China			
Certificates and approvals(more available on request)	IEC 62109-1/2, EN50549-1, C10/C11,VDE-AR-N 4105				

● Standard features / ○ optional features / – not available

Data at nominal conditions. All information is subject to change.

1- Zero export installations supported with 2-pin RS485 for connection to approved smart meters.

ASW S-G2 Series



Models:
 ASW3000-S-G2
 ASW3680-S-G2
 ASW4000-S-G2
 ASW5000-S-G2
 ASW6000-S-G2



Easy-to-install

- Quick & easy-to-install with basic tools
- Quick setup and commissioning with Solplanet apps
- Compact wall mount design



Reliable

- International quality standards
- Integrated DC switch
- IP66 rated design for outdoor use



User-friendly

- 16 A input current, compatible with bifacial and large area PV modules
- Optional AC Power Supply
- ShadeSol shadow management
- Support anti-backflow function
- 2 MPPTs for flexible PV array design

Technical Datasheet

ASW3000-S-G2 ASW3680-S-G2 ASW4000-S-G2 ASW5000-S-G2 ASW6000-S-G2

	ASW3000-S-G2	ASW3680-S-G2	ASW4000-S-G2	ASW5000-S-G2	ASW6000-S-G2	
Input (DC)	Max. PV array power	4500 Wp STC	5520 Wp STC	6000 Wp STC	9000 Wp STC	
	Max. input voltage	600V				
	MPP voltage range / rated input voltage	60V-560V/360V				
	Min. input voltage	60V				
	Initial. feed in voltage	100V				
	Max. operating input current	16A				
	Max. short circuit current	24A				
	No. of independent MPPT inputs / strings per MPPT input	2/1				
Output (AC)	Rated active power	3000 W	3680 W	4000 W	5000 W	6000 W
	Rated apparent power	3000 VA	3680 VA	4000 VA	5000 VA	6000 VA
	Max. apparent power	3000 VA	3680 VA	4000 VA	5000 VA	6000 VA
	AC nominal voltage	220 V / 230 V / 240 V				
	AC voltage range	180 V to 295 V				
	AC grid frequency / range	50 Hz / 45 Hz to 55 Hz 60 Hz / 55 Hz to 65 Hz				
	Max. output current	15A	16A	20A	25A	30A
	Adjustable power factor range	1 / 0.8 leading ... 0.8 lagging				
Efficiency & Protection	Feed-in phases	1				
	Harmonic distortion (THD) at rated output	< 3%				
	Max. efficiency / European efficiency	98.2% / 97.5%				
	DC switch	●				
	Ground fault monitoring / grid monitoring	● / ●				
	DC reverse polarity protection / AC short circuit Protection	● / ●				
	All-pole-sensitive residual-current monitoring unit	●				
	Surge protection	● / Type II				
General data	Anti-Islanding protection	●				
	Night monitoring	●				
	Protection class (according to IEC 62109-1) / overvoltage category (according to IEC 62109-1)	I / AC: III; DC: II				
	Dimensions (W / H / D)	368*325*145 mm				
	Weight	9.5 kg				
	Operating temperature range	-25°C ... +60°C				
	Self-consumption (at night)	< 1 W				
	Topology	Non-isolated				
Features	Cooling concept	Natural Convection				
	Degree of protection (according to IEC 60529)	IP66				
	Climatic category (according to IEC 60721-3-4)	4K4H				
	Max. permissible value for relative humidity (non-condensing)	100%				
	Max. operating altitude	4000 m				
	DC connection	Plug-in connector				
AC connection	Plug-in Connector					
Mounting type	Wall-mount bracket					
LED Indicators (Status / Fault / Communication)	●					
Communication interface ¹	●/●/○/○ (RS485 /Wi-Fi/ LAN /4G)					
Country of manufacture	China					
Certificates and approvals(more available on request)	AS/NZS 4777.2, IEC 62109-1/2, IEC 61727, IEC 62116, NB/T32004					


Data at nominal conditions. All information is subject to change.

1) Zero export installations supported with 2-pin RS485 for connection to approved smart meters

Three phase inverters

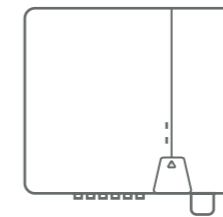


High yield, reliable residential and commercial inverters

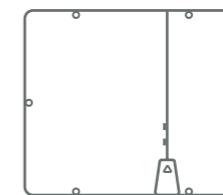


ASW LT-G2 Pro SERIES
ASW3K / 4K / 5K / 6K / 8K /
10K-LT-G2 Pro
ASW12K / 13K / 15K / 17K /
20K-LT-G2 Pro

ASW LT-G2 SERIES
ASW8K / 10K / 12K / 15K / 17K/
20K-LT-G2



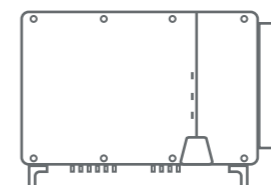
ASW LT-G3 SERIES
ASW25K / 27K / 30K / 33K /
36K / 40K-LT-G3



ASW LT-G2 SERIES
ASW30K / 33K / 36K / 40K / 45K /
50K-LT-G2

ASW LT-G2 Pro SERIES
ASW40K / 45K / 50K-LT-G2 Pro


ASW LT-G3 SERIES
ASW45K / 50K / 60K-LT-G3



ASW LT SERIES
ASW75K / 80K / 100K / 110K-LT

Three phase inverters 3 to 10 kW

ASW LT-G2 Pro Series



Models:
 ASW3K-LT-G2 Pro
 ASW4K-LT-G2 Pro
 ASW5K-LT-G2 Pro
 ASW6K-LT-G2 Pro
 ASW8K-LT-G2 Pro
 ASW10K-LT-G2 Pro



Easy-to-install

- Quick & easy-to-install with basic tools
- Quick setup and commissioning with Solplanet apps
- Compact wall mount design



Reliable

- International quality standards
- 150 % PV array oversizing for higher yields
- IP66 rated design for outdoor use



User-friendly

- User friendly app interface
- Max.20 A input current, ideal for bifacial and large area PV modules
- Wide MPP voltage range 150V-1000V
- ShadeSol shadow management

Technical Datasheet

	ASW 3K-LT-G2 Pro	ASW 4K-LT-G2 Pro	ASW 5K-LT-G2 Pro	ASW 6K-LT-G2 Pro	ASW 8K-LT-G2 Pro	ASW 10K-LT-G2 Pro	
Input (DC)	Max. PV array power	4500 Wp STC	6000 Wp STC	7500 Wp STC	9000 Wp STC	15000 Wp STC	
	Max. input voltage	1100 V					
	MPP voltage range / rated input voltage	150 V to 1000 V / 630 V					
	Min. input voltage	125 V					
	Initial. feed-in voltage	180 V					
	Max. operating input current	16 A / 16 A			20A / 16 A		
	Max. short circuit current	25 A / 25 A			30 A / 25 A		
No. of independent MPPT inputs / strings per MPPT input	2 / A : 1 ; B : 1						
Output (AC)	Rated active power	3000 W	4000 W	5000 W	6000 W	10000 W	
	Rated apparent power	3000 VA	4000 VA	5000 VA	6000 VA	10000 VA	
	Max. apparent power	3000 VA	4000 VA	5000 VA	6000 VA	10000 VA	
	AC nominal voltage	220 V / 380 V 230 V / 400 V 240 V / 415 V					
	AC voltage range	160 V to 300 V					
	AC grid frequency / range	50 Hz / 45 Hz to 55 Hz 60 Hz / 55 Hz to 65 Hz					
	Max. output current	4.8A	6.4 A	8.0 A	9.6 A	12.8 A	16 A
	Adjustable power factor range	0.8 leading to 0.8 lagging					
	Feed-in phases	3 / 3-N-PE					
	Harmonic distortion (THD) at rated output	< 3%					
Efficiency & Protection	Max. efficiency / European efficiency	98.3 % / 97.9 %			98.6% / 98.2 %		
	DC Switch	●					
	Ground fault monitoring / grid monitoring	● / ●					
	DC reverse polarity protection / AC short circuit protection	● / ●					
	All-pole-sensitive residual-current monitoring unit	●					
	Arc fault circuit interrupter (AFCI)	○					
	Anti-Islanding protection	●					
	Night monitoring	●					
	Surge protection	● / Type II					
	Protection class (according to IEC 62109-1) / overvoltage category (according to IEC 62109-1)	I / AC : III ; DC : II					
General data	Dimensions (W / H / D)	503 / 435 / 183 mm					
	Weight	16 kg					
	Operating temperature range	-25°C ... +60°C					
	Self-consumption (at night)	< 1 W					
	Topology	Non-isolated					
	Cooling concept	Natural Convection					
	Degree of protection (according to IEC 60529)	IP66					
	Climatic category (according to IEC 60721-3-4)	4K4H					
	Max. permissible value for relative humidity (non-condensing)	100 %					
	Max. operating altitude	3000 m					
Features	DC connection	Plug-in connector					
	AC connection	Plug-in connector					
	Mounting type	Wall-mount bracket					
	LED indicators (Status / Fault / Communication)	●					
	Communication interface ¹	● / ● / ○ / ○ (RS485 / Wi-Fi / LAN / 4G)					
	Country of Manufacture	China					
Certificates and approvals (more available on request)	CE, EN50549, G98/99, VDE-AR-N4105, AS/NZS 4777, C10/C11, VFR 2014 & UTE C15, IEC62109, IEC62116, IEC61727, IEC61683, IEC60068, IEC61000, NB/T 32004						


● Standard features / ○ optional features / – not available

1- Zero export installations supported with 2-pin RS485 for connection to approved smart meters

Data at nominal conditions. All information is subject to change.

Three phase inverters 12 to 20 kW

ASW LT-G2 Pro Series



Models:
 ASW12K-LT-G2 Pro
 ASW13K-LT-G2 Pro
 ASW15K-LT-G2 Pro
 ASW17K-LT-G2 Pro
 ASW20K-LT-G2 Pro



Easy-to-install

- Quick & easy-to-install with basic tools
- Quick setup and commissioning with Solplanet apps
- Compact wall mount design



Reliable

- International quality standards
- 150 % PV array oversizing for higher yields
- IP66 rated design for outdoor use



User-friendly

- User friendly app interface
- 20 A input current, ideal for bifacial and large area PV modules
- Wide MPP voltage range 150V-1000V
- ShadeSol shadow management

Technical Datasheet


	ASW 12K-LT-G2 Pro	ASW 13K-LT-G2 Pro	ASW 15K-LT-G2 Pro	ASW 17K-LT-G2 Pro	ASW 20K-LT-G2 Pro		
Input (DC)	Max. PV array power	18000 Wp STC	19500Wp STC	22500 Wp STC	30000 Wp STC		
	Max. input voltage	1100 V					
	MPP voltage range / rated input voltage	150 V to 1000 V / 630 V					
	Min. input voltage	125 V					
	Initial. feed-in voltage	180 V					
	Max. operating input current	32 A / 20 A	32 A / 20 A	32 A / 20 A	32 A / 32 A	32 A / 32 A	
	Max. short circuit current	48 A / 30 A	48 A / 30A	48 A / 30 A	48 A / 48 A	48 A / 48 A	
	No. of independent MPPT inputs / strings per MPPT input	2 / A:2;B:1	2 / A:2;B:1	2/A:2;B:1	2 / A:2;B:2	2 / A:2;B:2	
	Output (AC)	Rated active power	12000 W	13000 W	15000 W	17000 W	20000 W
		Rated apparent power	12000 VA	13000 VA	15000 VA	17000 VA	20000 VA
Max. apparent power		12000 VA	13000 VA	15000 VA	17000 VA	20000 VA	
AC nominal voltage		220 V / 380 V 230 V / 400 V 240 V / 415 V					
AC voltage range		160 V to 300 V					
AC grid frequency / range		50 Hz / 45 Hz to 55 Hz 60 Hz / 55 Hz to 65 Hz					
Max. output current		19.1 A	20.7 A	24 A	27.1 A	31.9 A	
Adjustable power factor range		0.8 leading to 0.8 lagging					
Feed-in phases		3 / 3-N-PE					
Harmonic distortion (THD) at rated output		< 3 %					
Efficiency & Protection	Max. efficiency / European efficiency	98.6% / 98.2 %					
	DC Switch	●					
	Ground fault monitoring / grid monitoring	● / ●					
	DC reverse polarity protection / AC short circuit protection	● / ●					
	All-pole-sensitive residual-current monitoring unit	●					
	Arc fault circuit interrupter (AFCI)	○					
	Anti-Islanding protection	●					
	Night monitoring	●					
	Surge protection	● / Type II					
	Protection class (according to IEC 62109-1) / overvoltage category (according to IEC 62109-1)	I/AC: III; DC :II					
General data	Dimensions (W / H / D)	503 / 435 / 183 mm					
	Weight	17 kg					
	Operating temperature range	-25°C ... +60°C					
	Self-consumption (at night)	< 1 W					
	Topology	Non-isolated					
	Cooling concept	Active cooling					
	Degree of protection (according to IEC 60529)	IP66					
	Climatic category (according to IEC 60721-3-4)	4K4H					
	Max. permissible value for relative humidity (non-condensing)	100%					
	Max. operating altitude	3000 m					
Features	DC connection	Plug-in connector					
	AC connection	Plug-in connector					
	Mounting type	Wall-mount bracket					
	LED indicators (Status / Fault / Communication)	●					
	Communication interface ¹⁾	●/●/○/○ (RS485 /Wi-Fi/ LAN /4G)					
	Country of manufacture	China					
Certificates and approvals (more available on request)	CE, EN50549, IEC62109, IEC62116, IEC61727, IEC61683, IEC60068, IEC61000, AS/NZS4777, C10/C11						

● Standard features / ○ optional features / – not available

1- Zero export installations supported with 2-pin RS485 for connection to approved smart meters

Data at nominal conditions. All information is subject to change.

ASW LT-G2 Series



Models:
 ASW8K-LT-G2
 ASW10K-LT-G2
 ASW12K-LT-G2
 ASW15K-LT-G2
 ASW17K-LT-G2
 ASW20K-LT-G2



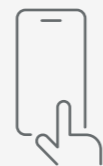
Easy-to-install

- Quick & easy-to-install with basic tools
- Quick setup and commissioning with Solplanet apps
- Compact wall mount design



Reliable

- International quality standards
- 150 % PV array oversizing for higher yields
- IP66 rated design for outdoor use



User-friendly

- User friendly app interface
- 13 A input current, ideal for bifacial and large area PV modules
- Wide MPP voltage range 150V-1000V
- ShadeSol shadow management

Technical Datasheet

	ASW 8K-LT-G2	ASW 10K-LT-G2	ASW 12K-LT-G2	ASW 15K-LT-G2	ASW 17K-LT-G2	ASW 20K-LT-G2	
Input (DC)	Max. PV array power	12000 Wp STC	15000 Wp STC	18000 Wp STC	22500 Wp STC	30000 Wp STC	
	Max. input voltage	1100 V					
	MPP voltage range / rated input voltage	150 V to 1000 V / 630 V					
	Min. input voltage	125 V					
	Initial. feed-in voltage	150 V					
	Max. operating input current	26 A / 13 A	26 A / 13 A	26 A / 26 A	26A/26A	26A/26A	26A/26A
	Max. short circuit current	40 A / 20 A	40 A / 20 A	40 A / 40 A	40A /40 A	40A/40A	40A/40A
	No. of independent MPPT inputs /strings per MPPT input	2 / A:1;B:1	2 / A:1;B:1	2 / A:2;B:1	2/A:2;B:1	2 / A:2;B:2	2 / A:2;B:2
Output (DC)	Rated active power	8000 W	10000 W	12000 W	15000 W	17000 W	20000 W
	Rated apparent power	8000 VA	10000 VA	12000 VA	15000 VA	17000 VA	20000 VA
	Max. apparent power	8000 VA	10000 VA	12000 VA	15000 VA	17000 VA	20000 VA
Output (AC)	AC nominal voltage	220 V / 380 V 230 V / 400 V 240 V / 415 V					
	AC voltage range	160 V to 300 V					
	AC grid frequency / range	50 Hz / 45 Hz to 55 Hz 60 Hz / 55 Hz to 65 Hz					
	Max. output current	12.8 A	16 A	19.1 A	24 A	27.1 A	31.9 A
	Adjustable power factor range	0.8 leading to 0.8 lagging					
	Feed-in phases	3 / 3-N-PE					
	Harmonic distortion (THD) at rated output	<3 %					
	Efficiency & Protection	Max. efficiency / European efficiency	98.6 % / 98.2 %				
DC Switch		●					
Ground fault monitoring / grid monitoring		● / ●					
DC reverse polarity protection / AC short circuit protection		● / ●					
All-pole-sensitive residual-current monitoring unit		●					
Anti-Islanding protection		●					
Surge protection		● / Type II					
Protection class (according to IEC 62109-1) / overvoltage category (according to IEC 62109-1)		I / AC: III; DC: II					
General data	Dimensions (W / H / D)	503 / 435 / 183 mm					
	Weight	16 kg	17 kg				
	Operating temperature range	-25°C ... +60°C					
	Self-consumption (at night)	< 1 W					
	Topology	Non-isolated					
	Cooling concept	Natural convection	Active cooling				
	Degree of protection (according to IEC 60529)	IP66					
	Climatic category (according to IEC 60721-3-4)	4K4H					
	Max. permissible value for relative humidity (non-condensing)	100%					
	Max. operating altitude	3000 m					
Features	DC connection	Plug-in connector					
	AC connection	Plug-in connector					
	Mounting type	Wall-mount bracket					
	LED indicators (Status / Fault / Communication)	●					
	Communication interface	●/●/○/○ (RS485 /Wi-Fi/ LAN /4G)					
	Country of manufacture	China					
Certificates and approvals (more available on request)	CE, EN50549, IEC62109, IEC62116, IEC61727, IEC61683, IEC60068, IEC61000, AS/NZS4777, C10/C11						

● Standard features / ○ optional features / – not available
 Data at nominal conditions. All information is subject to change.

Three phase inverters 25 to 40 kW

ASW LT-G3 Series



Models:
 ASW25K-LT-G3
 ASW27K-LT-G3
 ASW30K-LT-G3
 ASW33K-LT-G3
 ASW36K-LT-G3
 ASW40K-LT-G3



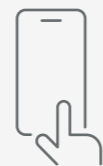
Easy-to-install

- Quick & easy-to-install with basic tools
- Quick setup and commissioning with Solplanet apps
- Compact wall mount design



Reliable

- International quality standards
- 150 % PV array oversizing for higher yields
- IP66 rated design for outdoor use



User-friendly

- 20A input current, ideal for bifacial and large area PV modules
- 3 MPPTs for flexible PV array design
- Wide MPP voltage range 180V-1000V
- ShadeSol shadow management

Technical Datasheet

ASW 25K-LT-G3 ASW 27K-LT-G3 ASW 30K-LT-G3 ASW 33K-LT-G3 ASW 36K-LT-G3 ASW 40K-LT-G3

	ASW 25K-LT-G3	ASW 27K-LT-G3	ASW 30K-LT-G3	ASW 33K-LT-G3	ASW 36K-LT-G3	ASW 40K-LT-G3	
Input (DC)	Max. PV array power	37500 Wp STC	40500 Wp STC	45000 Wp STC	49500 Wp STC	60000 Wp STC	
	Max. input voltage	1100 V					
	MPP voltage range / rated input voltage	180 V - 1000 V / 630 V					
	Min. input voltage	160 V					
	Initial. feed-in voltage	200 V					
	Max. operating input current	32A / 32 A /32A			32A / 32 A /40A		
	Max. short circuit current	48 A / 48A /48A			48 A / 48A /60A		
No. of independent MPPT inputs / strings per MPPT input	3 / A:2;B:2;C:2			3 / A:2;B:2;C:2			
Output (AC)	Rated active power	25000W	27000W	30000W	33000W	40000W	
	Rated apparent power	25000 VA	27000 VA	30000 VA	33000 VA	40000 VA	
	Max. apparent power	25000 VA	27000 VA	30000 VA	33000 VA	40000 VA	
	AC nominal voltage	220 V / 380 V 230 V / 400 V 240 V / 415 V					
	AC voltage range	180 V to 305 V / 312 V to 528V					
	AC grid frequency / range	50 Hz / 45 Hz to 55 Hz 60 Hz / 55 Hz to 65 Hz					
	Max. output current	39.9A	43.0A	47.8A	52.6A	57.4A	63.8A
	Adjustable power factor range	0.8 leading to 0.8 lagging					
	Feed-in phases	3 / 3-N-PE					
	Harmonic distortion (THD) at rated output	< 3%					
Efficiency & Protection	Max. efficiency / European efficiency	98.4% / 98.2%					
	DC Switch	●					
	Ground fault monitoring / grid monitoring	● / ●					
	DC reverse polarity protection / AC short circuit protection	● / ●					
	All-pole-sensitive residual-current monitoring unit	●					
	Arc fault circuit interrupter (AFCI)	○					
	Anti-islanding Protection	●					
	Night monitoring	●					
	Surge protection	● / Type II					
	Protection class (according to IEC 62109-1) / overvoltage category (according to IEC 62109-1)	I / AC: III; DC: II					
General data	Dimensions (W / H / D)	543 / 520 / 235 mm					
	Weight	29 kg			30 kg		
	Operating temperature range	-25°C ... +60°C					
	Self-consumption (at night)	< 1 W					
	Topology	Non-isolated					
	Cooling concept	Active cooling					
	Degree of protection (according to IEC 60529)	IP66					
	Climatic category (according to IEC 60721-3-4)	4K4H					
	Max. permissible value for relative humidity (non-condensing)	100 %					
	Max. operating altitude	3000 m					
Features	DC connection	Plug-in connector					
	AC connection	Plug-in connector					
	Mounting type	Wall-mount bracket					
	LED Indicators (Status / Fault / Communication)	●					
	Communication interface ¹	●/●/○/○ (RS485 /Wi-Fi/ LAN /4G)					
	Country of manufacture	China					
Certificates and approvals (more available on request)	CE, EN50549 ,IEC62109, IEC62116, IEC61727, IEC61000, NB/T 32004						

● Standard features / ○ optional features / – not available

¹- Zero export installations supported with 2-pin RS485 for connection to approved smart meters

Three phase inverters 30 to 50 kW

ASW LT-G2 Series



Models:
 ASW30K-LT-G2
 ASW33K-LT-G2
 ASW36K-LT-G2
 ASW40K-LT-G2
 ASW45K-LT-G2
 ASW50K-LT-G2



Easy-to-install

- Quick & easy-to-install with basic tools
- Quick setup and commissioning with Solplanet apps
- Compact wall mount design



Reliable

- International quality standards
- 150 % PV array oversizing for higher yields
- IP66 rated design for outdoor use



User-friendly

- 13 A input current, ideal for bifacial and large area PV modules
- 5 MPPTs for flexible PV array design
- Wide MPP voltage range 200V-1000V
- ShadeSol shadow management

Technical Datasheet

	ASW 30K-LT-G2	ASW 33K-LT-G2	ASW 36K-LT-G2	ASW 40K-LT-G2	ASW 45K-LT-G2	ASW 50K-LT-G2	
Input (DC)	Max. PV array power	45000 Wp STC	49500 Wp STC	54000 Wp STC	60000 Wp STC	75000 Wp STC	
	Max. input voltage	1100 V					
	MPP voltage range / rated input voltage	200 V to 1000 V / 630 V					
	Min. input voltage	200 V					
	Initial. feed-in voltage	250 V					
	Max. operating input current	26 A					
	Max. short circuit current	40 A					
	No. of independent MPPT inputs / strings per MPPT input	3 / 2	3 / 2	3 / 2	4 / 2	4 / 2	5 / 2
Output (AC)	Rated active power	30000 W	33000 W	36000 W	40000 W	45000 W	50000 W
	Rated apparent power	30000 VA	33000 VA	36000 VA	40000 VA	45000 VA	50000 VA
	Max. apparent power	30000 VA	33000 VA	36000 VA	40000 VA	45000 VA	50000 VA
	AC nominal voltage	220 V / 380 V 230 V / 400 V					
	AC voltage range	180-305 V / 312-528 V					
	AC grid frequency / range	50 Hz / 45 Hz to 55 Hz 60 Hz / 55 Hz to 65 Hz					
	Max. output current	50.0 A	55.0 A	60.0 A	66.7 A	75.0 A	80.0 A
	Adjustable power factor range	0.8 leading to 0.8 lagging					
	Feed-in phases	3 / 3-N-PE					
	Harmonic distortion (THD) at rated output	< 3%					
Efficiency & Protection	Max. efficiency / European efficiency	98.6% / 98.3%					
	DC switch	●					
	Ground fault monitoring / grid monitoring	● / ●					
	DC reverse polarity protection / AC short circuit protection	● / ●					
	All-pole-sensitive residual-current monitoring unit	●					
	Anti-islanding Protection	●					
	Surge protection	● / Type II					
	Protection class (according to IEC 62109-1) / overvoltage category (according to IEC 62109-1)	I / AC: III; DC: II					
General data	Dimensions (W / H / D)	670 / 580 / 270 mm					
	Weight	43 kg					
	Operating temperature range	-25°C ... +60°C					
	Self-consumption (at night)	< 1 W					
	Topology	Non-isolated					
	Cooling concept	Active cooling					
	Degree of protection (according to IEC 60529)	IP66					
	Climatic category (according to IEC 60721-3-4)	4K4H					
	Max. permissible value for relative humidity (non-condensing)	100 %					
	Max. operating altitude	3000 m					
Features	DC connection	Plug-in connector					
	AC connection	OT connector					
	Mounting type	Wall-mount bracket					
	LED indicators (Status / Fault / Communication)	●					
	Communication interface	●/●/○/○ (RS485 / Wi-Fi / LAN / 4G)					
	Country of manufacture	China					
Certificates and approvals (more available on request)	CE, EN50549, IEC62109, IEC62116, IEC61727, IEC61683, IEC61000, NB/T 32004						

● Standard features / ○ optional features / – not available
 Data at nominal conditions. All information is subject to change.

Three phase inverters 40 to 50 kW

ASW LT-G2 Pro Series



Models:
ASW40K-LT-G2 Pro
ASW45K-LT-G2 Pro
ASW50K-LT-G2 Pro



Easy-to-install

- Quick & easy-to-install with basic tools
- Quick setup and commissioning with Solplanet apps
- Compact wall mount design



Reliable

- International quality standards
- 150 % PV array oversizing for higher yields
- IP66 rated design for outdoor use



User-friendly

- 16 A input current, ideal for bifacial and large area PV modules
- 5 MPPTs for flexible PV array design
- Wide MPP voltage range 200V-1000V
- ShadeSol shadow management

Technical Datasheet

ASW40K-LT-G2 Pro

ASW45K-LT-G2 Pro

ASW50K-LT-G2 Pro

	ASW40K-LT-G2 Pro	ASW45K-LT-G2 Pro	ASW50K-LT-G2 Pro	
Input (DC)	Max. PV array power	60000 Wp STC	75000 Wp STC	
	Max. input voltage	1100 V		
	MPP voltage range / rated input voltage	200 V - 1000 V / 630 V		
	Min. input voltage	200 V		
	Initial. feed-in voltage	250 V		
	Max. operating input current	32A		
	Max. short circuit current	48A		
	No. of independent MPPT inputs / strings per MPPT input	4 / 2	4 / 2	5 / 2
Output (AC)	Rated active power	40000 W	45000 W	50000 W
	Rated apparent power	40000 VA	45000 VA	50000 VA
	Max. apparent power	40000 VA	45000 VA	50000 VA
	AC nominal voltage	220 V / 380 V 230 V / 400 V		
	AC voltage range	180 V to 305 V / 312 V to 528 V		
	AC grid frequency / range	50 Hz / 45 Hz to 55 Hz 60 Hz / 55 Hz to 65 Hz		
	Max. output current	66.7 A	75.0 A	80.0 A
	Adjustable power factor range	0.8 leading to 0.8 lagging		
	Feed-in phases	3 / 3-N-PE		
	Harmonic distortion (THD) at rated output	< 3%		
Efficiency & Protection	Max. efficiency / European efficiency	98.6% / 98.3%		
	DC switch	●		
	Ground fault monitoring / grid monitoring	● / ●		
	DC reverse polarity protection / AC short circuit protection	● / ●		
	All-pole-sensitive residual-current monitoring unit	●		
	Anti-islanding Protection	●		
	Surge protection	● / Type II		
	Protection class (according to IEC 62109-1) / overvoltage category (according to IEC 62109-1)	I / AC: III; DC: II		
General data	Dimensions (W / H / D)	670 / 640 / 270 mm		
	Weight	43 kg		
	Operating temperature range	-25°C ... +60°C		
	Self-consumption (at night)	< 1 W		
	Topology	Non-isolated		
	Cooling concept	Active cooling		
	Degree of protection (according to IEC 60529)	IP66		
	Climatic category (according to IEC 60721-3-4)	4K4H		
	Max. permissible value for relative humidity (non-condensing)	100%		
	Max. operating altitude	3000 m		
Features	DC connection	Plug-in connector		
	AC connection	OT connector		
	Mounting type	Wall-mount bracket		
	LED indicators (Status / Fault / Communication)	●		
	Communication interface	●/●/○/○ (RS485 /Wi-Fi/ LAN /4G)		
	Country of manufacture	China		
Certificates and approvals (more available on request)	CE, EN50549, IEC62109, IEC62116, IEC61727, IEC61683, IEC61000, NB/T 32004			

● Standard features / ○ optional features / – not available

Data at nominal conditions. All information is subject to change.

ASW LT-G3 Series



Models:
ASW45K-LT-G3
ASW50K-LT-G3
ASW60K-LT-G3



Easy-to-install

- Phoenix Contact connectors for reliable tool-free DC connection
- Compact wall mount design
- Fuse-free design thereby reducing BOS cost
- Setup, commissioning and monitoring via the Solplanet app



Higher Yields

- 150 % PV array oversizing for higher yields
- Up to 5 MPPT's for flexible PV array design
- Max. 20 A input current per string, ideal for bifacial and large area PV modules
- ShadeSol - improved generation under non-ideal conditions



Reliable & Safe

- Type II AC & DC Surge Protection
- Integrated DC switches
- IP66 rated design for outdoor use

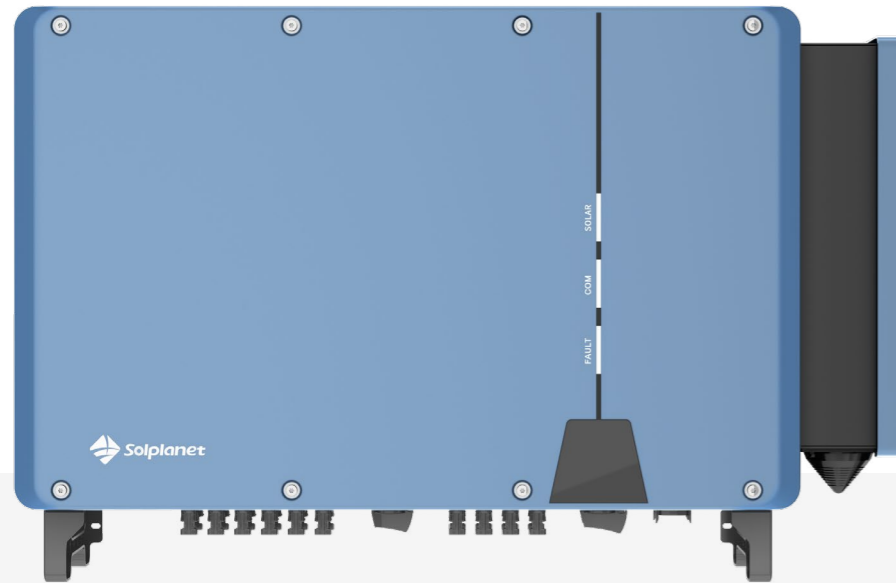
Technical Datasheet

	ASW45K-LT-G3	ASW50K-LT-G3	ASW60K-LT-G3	
Input (DC)	Max. PV array power	67500 Wp STC	75000 Wp STC	90000 Wp STC
	Max. input voltage	1100 V		
	MPP voltage range / rated input voltage	200 V - 1000 V / 630 V		
	Min. input voltage	200 V		
	Initial. feed-in voltage	250 V		
	Max. operating input current	40 A / 32 A / 32 A / 40 A	40 A / 32 A / 32 A / 40 A / 32 A	40 A / 32 A / 32 A / 40 A / 32 A
	Max. short circuit current	60 A / 48 A / 48 A / 60 A	60 A / 48 A / 48 A / 60 A / 48 A	60 A / 48 A / 48 A / 60 A / 48 A
No. of independent MPPT inputs / strings per MPPT input	4 / 2	5 / 2	5 / 2	
Output (AC)	Rated active power	45000 W	50000 W	60000 W
	Rated apparent power	45000 VA	50000 VA	60000 VA
	Max. apparent power	45000 VA	50000 VA	60000 VA
	AC nominal voltage	220 V / 380 V 230 V / 400 V		
	AC voltage range	180 V to 305 V / 312 V to 528 V		
	AC grid frequency / range	50 Hz / 45 Hz to 55 Hz 60 Hz / 55 Hz to 65 Hz		
	Max. output current	75.2 A	83.6 A	95.3 A
	Adjustable power factor range	0.8 leading to 0.8 lagging		
	Feed-in phases	3 / 3-N-PE		
	Harmonic distortion (THD) at rated output	< 3%		
Efficiency & Protection	Max. efficiency / European efficiency	98.6% / 98.3%		
	DC switch	●		
	Ground fault monitoring / grid monitoring	● / ●		
	DC reverse polarity protection / AC short circuit protection	● / ●		
	All-pole-sensitive residual-current monitoring unit	●		
	Arc fault circuit interrupter (AFCI)	○		
	Anti-islanding Protection	●		
	Night monitoring	●		
	Surge protection	● / Type II		
	Protection class (according to IEC 62109-1) / overvoltage category (according to IEC 62109-1)	I / AC: III; DC: II		
	Sunspec protocol	●		
General data	Dimensions (W / H / D)	670 / 640 / 270 mm		
	Weight	42.5 kg		
	Operating temperature range	-25°C ... +60°C		
	Self-consumption (at night)	< 1 W		
	Topology	Non-isolated		
	Cooling concept	Active cooling		
	Degree of protection (according to IEC 60529)	IP66		
	Climatic category (according to IEC 60721-3-4)	4K4H		
	Relative humidity (non-condensing)	100%		
	Max. operating altitude	4000 m		
Features	DC connection	Plug-in connector		
	AC connection	OT/DT Connector		
	Mounting type	Wall-mount bracket		
	LED indicators (Status / Fault / Communication)	●		
	Communication interface	● / ● / ○ / ○ (RS485 / Wi-Fi / LAN / 4G)		
	Country of manufacture	China		
	Certificates and approvals (more available on request)	CE, IEC 62109-1/2, IEC 61727, IEC 62116, IEC 61683, G98/G99, VDE 4110, VED 4105, EN 50549-1/2		

● Standard features / ○ optional features / - not available

Three Phases Inverters 75 to 110 kW

ASW LT Series



Models:
ASW75K-LT
ASW80K-LT
ASW100K-LT
ASW110K-LT



Safe and Reliable

- TYPE II Surge Protection for DC&AC
- IP66 rated design for outdoor use
- Fuse free design



Higher Yields

- ShadeSol shadow management
- 32A input current each MPPT, ideal for bifacial and large area PV modules
- 10 MPPTs for flexible PV array design for higher yields



User-friendly

- Support 7*24H monitoring
- Quick setup and commissioning with Solplanet Apps
- String-level Management

Technical Datasheet

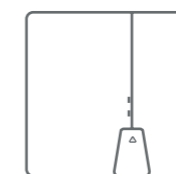
	ASW 75K-LT	ASW 80K-LT	ASW 100K-LT	ASW 110K-LT
Input (DC)	Max. PV array power	112500 Wp STC	120000 Wp STC	150000 Wp STC
	Max. input voltage	1100 V		
	MPP voltage range / rated input voltage	200V - 1000 V / 630 V		
	Min. input voltage	200 V		
	Initial. feed-in voltage	250 V		
	Max. operating input current	32 A		
	Max. short circuit current	48 A		
Output (AC)	No. of independent MPPT inputs / strings per MPPT input	8/2	8/2	10/2
	Rated active power	75000 W	80000 W	100000 W
	Rated appearant power	75000 VA	80000 VA	100000 VA
	Max. apparent power	75000 W	88000 W	110000 W
	AC nominal voltage	220 V / 380 V 230 V / 400 V		
	AC voltage range	312 V - 528 V		
	AC grid frequency / range	50 Hz / 45 Hz - 55 Hz 60 Hz / 55 Hz - 65 Hz		
	AC nominal output current	114.0 A	115.8 A	144.3 A
	Max. output current	114.0 A	127.0 A	158.8 A
	Adjustable power factor range	0.8 leading to 0.8 lagging		
	Feed-in phases	3 / 3-N-PE		
	Harmonic distortion (THD) at rated output	< 3%		
	Efficiency & Protection	Max. efficiency / European efficiency	98.6% / 98.4%	
DC switch		●		
Ground fault monitoring / grid monitoring		● / ●		
DC reverse polarity protection / AC short circuit protection		●		
AC Overcurrent Protection		●		
DC Surge Protection		Type II		
AC Surge Protection		Type II		
Residual Current Monitoring Unit		●		
Arc fault circuit interrupter (AFCI)		○		
Anti-islanding Protection		●		
Night monitoring		●		
General data	Protection class (according to IEC 62109-1) / overvoltage category (according to IEC 62109-1)	I / AC: III; DC: II		
	Dimensions (W / H / D)	984/ 640 / 330 mm		
	Weight	86 kg		
	Operating temperature range	-25°C ... +60°C		
	Self-consumption (at night)	< 3 W		
	Topology	Non-isolated		
	Cooling concept	Active cooling		
	Degree of protection (according to IEC 60529)	IP66		
	Climatic category (according to IEC 60721-3-4)	4K4H		
	Max. permissible value for relative humidity (non-condensing)	100%		
Features	Max. operating altitude	4000 m		
	EMC	CLASS B		
	DC Connector	DC Plug-in connector		
	AC Connector	OT/DT Terminal (Max.240mm2)		
	LED indicators (Status / Fault / Communication)	●		
	Communication interface	●/●/○/○ (RS485 /Wi-Fi/ LAN /4G)		
	Modbus-Sunspec protocol	●		
Certificates and approvals (more available on request)	CE, IEC 62109-1/2, IEC 61727, IEC 62116, IEC61683, EN50549-1/2, VDE4105			

● standard features ○ optional

Data at nominal conditions. All information is subject to change.

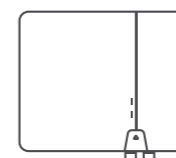
Hybrid Inverters

Perfect for home
& small commercial and
industrial applications



ASW H-S2 SERIES

ASW3000 / 3680 / 4000 /
5000 / 6000H-S2

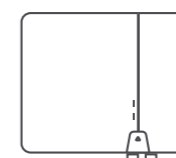


ASW H-T2 SERIES

ASW05k / 06k / 08k / 10k / 12kH-T2
ASW05k / 06k / 08k / 10k / 12kH-T2-O

ASW H-T3 SERIES

ASW08k / 10k / 12kH-T3
ASW08k / 10k / 12kH-T3-O



ASW H-T2-DG SERIES

ASW05k / 06k / 08k / 10k / 12kH-T2-DG

ASW H-T3-DG SERIES

ASW08k / 10k / 12kH-T3-DG



ASW A-S SERIES

ASW0600/1250A-S	ASW0600/2500A-S
ASW0800/1250A-S	ASW0800/2500A-S
ASW1000/1250A-S	ASW1000/2500A-S

ASW H-S2 Series



Models:
 ASW3000H-S2
 ASW3680H-S2
 ASW4000H-S2
 ASW5000H-S2
 ASW6000H-S2



Easy-to-install

- Quick & easy-to-install with basic tools
- Quick setup and commissioning with Solplanet apps
- Compact wall mount design



Reliable

- Smart energy management
- UPS capability - power during blackouts
- IP66 rated design for outdoor use



User-friendly

- User friendly app interface
- Online monitoring via Wi-Fi and Solplanet apps
- ShadeSol shadow management

Technical Datasheet

	ASW3000H-S2	ASW3680H-S2	ASW4000H-S2	ASW5000H-S2	ASW6000H-S2	
PV Input	Max. PV array power	5500 Wp STC	6180 Wp STC	6500 Wp STC	9000 Wp STC	
	Max. input voltage	550 V				
	MPP voltage range / rated input voltage	40 V to 530 V / 380 V				
	Min. input voltage / start voltage	40 V / 50 V				
	No. of independent MPPT trackers / strings per MPPT input	2 / 1				
	Max. input current per MPP tracker	16 A				
	Max. short-circuit current per MPP tracker	20 A				
Battery input	Nominal battery voltage	48 V				
	Battery voltage range	40 V to 60 V				
	Max. charging / discharging power	5000 W / 5000 W				
	Max. charging current / Max. discharging current	100 A / 100A				
	Battery type	LiFePO4				
	Compatible Battery	Aiswei Ai-LB series ³				
AC output	AC voltage range / Nominal AC voltage	180 V to 280 V / 230 V				
	Rated AC grid frequency	50 Hz / 60 Hz				
	AC grid frequency range	50 Hz±5Hz / 60 Hz±5Hz				
	Rated active power	3000 W	3680 W	4000 W	5000 W*1	6000 W
	Rated apparent power	3000 VA	3680 VA	4000 VA	5000 VA*1	6000 VA
	Max. apparent power	3000 VA	3680 VA	4000 VA	5000 VA*1	6000 VA
	Rated grid output Current (@230V)	13.1 A	16 A	17.4 A	21.7 A*2	26.1 A
	Max. grid output current	13.6 A	16 A	18.2 A	22.7 A*2	27.3 A
	Harmonics THDi (@ Nominal power)	< 3%				
	AC input	Rated grid voltage	a.c. 230V			
Rated apparent power		6000 VA				
Max. input apparent power from grid		6000 VA				
Rated input current from grid		a.c. 26.1 A				
Max. input current from grid		a.c. 27.3 A				
EPS output	Nominal output voltage	230 V				
	Nominal output frequency	50 Hz / 60 Hz				
	Rated apparent power	5000 VA				
	Max. output apparent power	5000 VA				
	Peak output apparent power	7500 VA, 10s				
	Rated Current (@230V)	21.7A				
	Max. output current	21.7A				
	Max. switch time	≤ 10 ms				
Efficiency	MPPT efficiency	99.90%				
	Euro efficiency / Max. efficiency	97% / 97.6%				
	Max. battery to load efficiency	94.70%				
Safety protection	DC-side disconnection device	●				
	PV string- / Battery input reverse polarity protection	● / ●				
	All-pole sensitive residual current monitoring unit	●				
	Anti-islanding protection	●				
	Ground fault protection	●				
	AC output over current / short circuit current protection	● / ●				
	AC over voltage protection	●				
	Protection class (as per IEC 62109-1) / overvoltage category (as per IEC 62109-1)	I / AC: III; DC: II				
General data	Power factor at rated power / adjustable displacement	≥0.99 / 0.8 leading to 0.8 lagging				
	Dimensions (W / H / D)	483 / 455 / 193.5 mm				
	Device weight	25.1kg				
	Operating temperature range	-25 °C ... +60 °C				
	Noise emissions (typical)	30 dB(A)				
	Standby consumption	< 10 W				
	Cooling concept	Natural convection				
	Degree of protection (as per IEC 60529)	IP66				
	Climatic category (according to IEC 60721-3-4)	4K4H				
	Max. permissible value for relative humidity (non-condensing)	100%				
Features	Max. operating altitude	4000m (>3000m power derating)				
	Country of manufacture	THE PEOPLE'S REPUBLIC OF CHINA				
	User interface	LED & App				
	Communication with BMS	CAN				
	Communication with meter	RS485				
	Communication with portal	WIFI stick / LAN				
	Other communication	DRM				
Integrated power control / Zero export control	● / ●					

● Standard features / ○ optional features / – not available

*1 For VDE-AR-N4105, Smax=Sn=4600VA, Pn=4600W

*2 For AS/NZS4777.2, Iac max=21.7A

*3 Including but not limited to the listed models, please check the website@solplanet for more compatible models

Three phase hybrid inverters 5 to 12 kW

ASW H-T2 Series



Models (w/ EPS): ASW05kH-T2
ASW06kH-T2
ASW08kH-T2
ASW10kH-T2
ASW12kH-T2

Models (w/o EPS): ASW05kH-T2-O
ASW06kH-T2-O
ASW08kH-T2-O
ASW10kH-T2-O
ASW12kH-T2-O



Easy-to-install

- Quick & easy-to-install with basic tools
- Compact wall mount design
- Simple battery and smart meter interfaces for quick and secure installation



Reliable

- Up to 150 % PV array oversizing for higher yields
- Available with or without asymmetrical power output ¹⁾
- UPS level switching time < 10 ms
- IP66 rated design for outdoor use



User-friendly

- Setup, commissioning and monitoring via the Solplanet app
- Intelligent work modes and customisable battery management for DOD /Time of Use/Power setting
- Max. 20 A input current, ideal for bifacial and large PV modules

Technical Datasheet

	ASW 05kH-T2	ASW 06kH-T2	ASW 08kH-T2	ASW 10kH-T2	ASW 12kH-T2
PV input	Max. PV array power				
	7500 Wp				
	9000 Wp				
	12000 Wp				
	15000 Wp				
	18000 Wp				
	Max. input voltage				
1100 V					
MPP voltage range / rated input voltage					
150 V to 950 V / 630 V					
200 V to 950 V / 630 V ²⁾					
Min. input voltage / start voltage					
60 V / 180 V					
No. of independent MPPT trackers / strings per MPPT input					
2 / 1					
Max. input current / Max. power per MPP tracker					
20 A / 7500 W					
20 A / 9000 W					
20 A / 10000 W					
20 A / 10000 W					
20 A / 10000 W					
Max. short-circuit current per MPP tracker					
30 A					
Battery input	Battery voltage range				
	120 V to 600 V				
	Max. charging / discharging power				
	5000 W				
6000 W					
8000 W					
10000 W					
12000 W					
Max. charging current / Max. discharging current					
30A					
Battery type					
LiFePO4					
AC input	Rated grid voltage				
	3/N/PE, 220 V / 380 V; 230 V / 400 V; 240 V / 415 V				
	Rated grid frequency				
	50 Hz / 60 Hz				
	Max. input power from grid				
10000 W					
12000 W					
16000 W					
20000 W					
24000 W					
Max. input current from grid					
14.5 A					
17.4 A					
23.2 A					
29.0 A					
34.8 A					
AC output	AC voltage range / Nominal AC voltage				
	270 V to 480 V / 3/N/PE, 220 V / 380 V; 230 V / 400 V; 240 V / 415 V				
	Rated AC grid frequency				
	50 Hz / 60 Hz				
	AC grid frequency range				
	45 - 55 Hz / 55 - 65 Hz				
	Rated apparent power				
	5000 VA				
	6000 VA				
	8000 VA				
10000 VA					
12000 VA					
Max. apparent power					
5000 VA					
6000 VA					
8000 VA					
10000 VA					
12000 VA					
Rated grid output current (@400 V)					
7.3 A					
8.7 A					
11.6 A					
14.5 A					
17.4 A					
Max. grid output current (@400 V)					
8.0 A					
9.6 A					
12.8 A					
16.0 A					
19.2 A					
Harmonics THDi (@Nominal power)					
< 3 % (of nominal power)					
EPS output	Nominal output voltage				
	3/N/PE, 220 V / 380 V; 230 V / 400 V; 240 V / 415 V				
	Nominal output frequency				
	50 Hz / 60 Hz				
	Rated apparent power				
	5000 VA				
	6000 VA				
	8000 VA				
	10000 VA				
	12000 VA				
Rated current (@400 V)					
7.3 A					
8.7 A					
11.6 A					
14.5 A					
17.4 A					
Max. current (@400 V, continuous on-grid / off-grid)					
14.5 A					
7.3 A					
17.4 A					
8.7 A					
23.2 A					
11.6 A					
29.0 A					
14.5 A					
34.8 A					
17.4 A					
Max. power on each phase(@400 V, continuous on-grid / off-grid)					
3333 W					
1667 W					
4000 W					
2000 W					
5333 W					
2667 W					
6667 W					
3333 W					
8000 W					
4000 W					
Peak output apparent power(@400 V, continuous on-grid / off-grid up to 10s)					
10000 VA					
10000 VA					
12000 VA					
12000 VA					
16000 VA					
16000 VA					
20000 VA					
20000 VA					
24000 VA					
24000 VA					
Max. switch time					
< 10 ms					
Output THDv (@Linear load)					
2 %					
Efficiency	MPPT efficiency				
	99.9 %				
Euro efficiency / Max. efficiency					
97.2 % / 98.0 %					
97.5 % / 98.2 %					
97.9 % / 98.4 %					
Safety protection	DC surge protection (Type II, according to EN/IEC 61643-11)				
	●				
	Insulation resistance detection				
	●				
	PV string input reverse polarity protection				
	●				
	Battery input reverse polarity protection				
	●				
Ground fault monitoring					
●					
Residual current monitoring unit					
●					
AC short circuit protection					
●					
Anti-islanding protection					
●					
General data	Power factor at rated power / adjustable displacement				
	1 / 0.8 leading to 0.8 lagging				
	Dimensions (W / H / D)				
	545 mm / 465 mm / 205 mm				
	Weight				
	24.5 kg				
	Operating temperature range				
	-25 °C ... +60 °C				
	Cooling concept				
Natural convection					
Noise emission					
< 35 dB					
Degree of protection (as per IEC 60529)					
IP66					
Max. relative humidity					
100 %					
Max. operating altitude					
4000 m					
Features	User interface				
	LED & App				
	BMS interface				
	CAN				
	Smart meter interface				
	RS485				
	Internet communication interfaces				
Wifi / LAN					
Digital output (dry contact) / No. of outputs					
● / 2					
Digital input (dry contact) / No. of inputs					
● / 4					
Integrated power control / export power control					
● / ●					

● standard features ○ optional features - not available

1) Asymmetrical power output functionality released in August 2024, please confirm version with Solplanet's sales staff before purchase.

2) The latest optimised platform design supports MPP voltage range at 150V-950V, pending subsequent certificate updates.

Technical Datasheet

		ASW 05kH-T2-O	ASW 06kH-T2-O	ASW 08kH-T2-O	ASW 10kH-T2-O	ASW 12kH-T2-O	
PV input	Max. PV array power	7500 Wp	9000 Wp	12000 Wp	15000 Wp	18000 Wp	
	Max. input voltage	1100 V					
	MPP voltage range / rated input voltage	150 V to 950 V / 630 V		200 V to 950 V / 630 V ²⁾			
	Min. input voltage / start voltage	60 V / 180 V					
	No. of independent MPPT trackers / strings per MPPT input	2 / 1					
	Max. input current / Max. power per MPPT tracker	20 A	7500 W	20 A	9000 W	20 A	10000 W
	Max. short-circuit current per MPPT tracker	30 A					
Battery input	Battery voltage range	120 V to 600 V					
	Max. charging / discharging power	5000 W	6000 W	8000 W	10000 W	12000 W	
	Max. charging current / Max. discharging current	30 A					
	Battery type	LiFePO4					
AC input	Rated grid voltage	3/N/PE, 220 V / 380 V; 230 V / 400 V; 240 V / 415 V					
	Rated grid frequency	50 Hz / 60 Hz					
	Max. input power from grid	5000 W	6000 W	8000 W	10000 W	12000 W	
	Max. input current from grid	7.3 A	8.7 A	11.6 A	14.5 A	17.4 A	
AC output	AC voltage range / Nominal AC voltage	270 V to 480 V / 3/N/PE, 220 V / 380 V; 230 V / 400 V; 240 V / 415 V					
	Rated AC grid frequency	50 Hz / 60 Hz					
	AC grid frequency range	45-55 Hz / 55-65 Hz					
	Rated apparent power	5000 VA	6000 VA	8000 VA	10000 VA	12000 VA	
	Max. apparent power	5000 VA	6000 VA	8000 VA	10000 VA	12000 VA	
	Rated grid output Current current (@400 V)	7.3 A	8.7 A	11.6 A	14.5 A	17.4 A	
	Max. grid output current(@400 V)	8.0 A	9.6 A	12.8 A	16.0 A	19.2 A	
	Harmonics THDi (@ Nominal power)	< 3 % (of nominal power)					
Efficiency	MPPT efficiency	99.9 %					
	Euro efficiency / Max. efficiency	97.2 % / 98.0 %	97.5 % / 98.2 %	97.9 % / 98.4 %			
Safety protection	DC surge protection(Type II, according to EN/IEC 61643-11)	●					
	Insulation resistance detection	●					
	PV string input reverse polarity protection	●					
	Battery input reverse polarity protection	●					
	Ground fault monitoring	●					
	Residual current monitoring unit	●					
	AC short circuit protection	●					
	Anti-islanding protection	●					
General data	Power factor at rated power / adjustable displacement	1 / 0.8 leading to 0.8 lagging					
	Dimensions (W / H / D)	545 mm / 465 mm / 205 mm					
	Weight	24.5 kg					
	Operating temperature range	-25 °C ... +60 °C					
	Cooling concept	Natural convection					
	Noise emission	< 35 dB					
	Degree of protection (as per IEC 60529)	IP66					
	Max. relative humidity	100%					
Features	Max. operating altitude	4000 m					
	User interface	LED & App					
	BMS interface	CAN					
	Smart meter interface	RS485					
	Internet communication interfaces	Wifi / LAN					
	Digital output (dry contact) / No. of outputs	● / 2					
	Digital input (dry contact) / No. of inputs	● / 4					
Integrated power control / export power control	● / ●						

● standard features ○ optional features - not available

1) Asymmetrical power output functionality released in August 2024, please confirm version with Solplanet's sales staff before purchase.

2) The latest optimised platform design supports MPP voltage range at 150V-950V, pending subsequent certificate updates.

Three phase hybrid inverters 8 to 12 kW

ASW H-T3 Series



Models(w/ EPS):
ASW08kH-T3
ASW10kH-T3
ASW12kH-T3

Models (w/o EPS):
ASW08kH-T3-O
ASW10kH-T3-O
ASW12kH-T3-O



Easy-to-install

- Quick & easy-to-install with basic tools
- Compact wall mount design
- Simple battery and smart meter interfaces for quick and secure installation



Reliable

- Up to 150 % PV array oversizing for higher yields
- Available with or without asymmetrical power output ¹⁾
- UPS level switching time < 10 ms
- IP66 rated design for outdoor use



User-friendly

- 3 independent MPPTs for flexible and higher kWp PV array design
- Setup, commissioning and monitoring via the Solplanet app
- Intelligent work modes and customisable battery management for DOD / Time of Use / Power setting
- Max. 16 A input current, ideal for bifacial and large PV modules

Technical Datasheet

		ASW08kH-T3		ASW10kH-T3		ASW12kH-T3	
PV input	Max. PV array power	12000 Wp		15000 Wp		18000 Wp	
	Max. input voltage	1100 V					
	MPP voltage range / rated input voltage	200 V to 950 V / 630 V ²⁾					
	Min. input voltage / start voltage	60 V / 180 V					
	No. of independent MPPT trackers / strings per MPPT input	3 / 1					
	Max. input current / Max. power per MPP tracker	16 A	10000 W	16 A	10000 W	16 A	10000 W
Max. short-circuit current per MPP tracker	24 A						
Battery input	Battery voltage range	120 V to 600 V					
	Max. charging / discharging power	8000 W		10000 W		12000 W	
	Max. charging current / Max. discharging current	30 A					
	Battery type	LiFePO4					
AC input	Rated grid voltage	3/N/PE, 220 / 380 V; 230 / 400 V; 240 / 415 V					
	Rated grid frequency	50 Hz / 60 Hz					
	Max. input power from grid	16000 W		20000 W		24000 W	
	Max. input current from grid	23.2 A		29.0 A		34.8 A	
AC output	AC voltage range / Nominal AC voltage	270V to 480V / 3/N/PE, 220 V / 380 V; 230 V / 400 V; 240 V / 415 V					
	Rated AC grid frequency	50 Hz / 60 Hz					
	AC grid frequency range	45 – 55 Hz / 55 – 65 Hz					
	Rated apparent power	8000 VA		10000 VA		12000 VA	
	Max. apparent power	8000 VA		10000 VA		12000 VA	
	Rated grid output current (@400 V)	11.6 A		14.5 A		17.4 A	
	Max. grid output current(@400 V)	12.8 A		16.0 A		19.2 A	
	Harmonics THDi (@ Nominal power)	< 3 % (of nominal power)					
EPS output	Nominal output voltage	3/N/PE, 220 V / 380 V; 230 V / 400 V; 240 V / 415 V					
	Nominal output frequency	50 Hz / 60 Hz					
	Rated apparent power	8000 VA		10000 VA		12000 VA	
	Rated current (@400 V)	11.6 A		14.5 A		17.4 A	
	Max. current (@400 V, continuous on-grid / off-grid)	23.2 A	11.6 A	29.0 A	14.5 A	34.8 A	17.4 A
	Max. power on each phase(@400 V, continuous on-grid / off-grid)	5333 W	2667 W	6667 W	3333 W	8000 W	4000 W
	Peak output apparent power(@400 V, continuous on-grid / off-grid up to 10s)	16000 VA	16000 VA	20000 VA	20000 VA	24000 VA	24000 VA
	Max. switch time	< 10 ms					
Output THDv (@ Linear load)	2 %						
Effi- ciency	MPPT efficiency	99.9 %					
	Euro efficiency / Max. efficiency	97.2 % / 98.0 %		97.9 % / 98.4 %			
Safety protection	DC surge protection(Type II, according to EN/IEC 61643-11)	●					
	Insulation resistance detection	●					
	PV string input reverse polarity protection	●					
	Battery input reverse polarity protection	●					
	Ground fault monitoring	●					
	Residual current monitoring unit	●					
	AC short circuit protection	●					
Anti-islanding protection	●						
General data	Power factor at rated power / adjustable displacement	1 / 0.8 leading to 0.8 lagging					
	Dimensions (W / H / D)	545 mm / 465 mm / 205 mm					
	Weight	26 kg					
	Operating temperature range	-25 °C ... +60 °C					
	Cooling concept	Natural convection					
	Noise emission	< 35 dB					
	Degree of protection (as per IEC 60529)	IP66					
	Max. relative humidity	100 %					
Max. operating altitude	4000 m						
Features	User interface	LED & App					
	BMS interface	CAN					
	Smart meter interface	RS485					
	Internet communication interfaces	Wifi / LAN					
	Digital output (dry contact) / No. of outputs	● / 2					
	Digital input (dry contact) / No. of inputs	● / 4					
Integrated power control / export power control	● / ●						

● standard features ○ optional features - not available

- Asymmetrical power output functionality released in August 2024, please confirm version with Solplanet's sales staff before purchase.
- The latest optimised platform design supports MPP voltage range at 150V-950V, pending subsequent certificate updates.

Technical Datasheet


		ASW08kH-T3-O		ASW10kH-T3-O		ASW12kH-T3-O	
PV input	Max. PV array power	12000 Wp		15000 Wp		18000 Wp	
	Max. input voltage	1100 V					
	MPP voltage range / rated input voltage	200 V to 950 V / 630 V ²⁾					
	Min. input voltage / start voltage	60 V / 180 V					
	No. of independent MPPT trackers / strings per MPPT input	3 / 1					
	Max. input current / Max. power per MPP tracker	16 A	10000 W	16 A	10000 W	16 A	10000 W
Max. short-circuit current per MPP tracker	24 A						
Battery input	Battery voltage range	120 V to 600 V					
	Max. charging / discharging power	8000 W		10000 W		12000 W	
	Max. charging current / Max. discharging current	30 A					
	Battery type	LiFePO4					
AC input	Rated grid voltage	3/N/PE, 220 / 380 V; 230 / 400 V; 240 / 415 V					
	Rated grid frequency	50 Hz / 60 Hz					
	Max. input power from grid	8000 W		10000 W		12000 W	
	Max. input current from grid	11.6 A		14.5 A		17.4 A	
AC output	AC voltage range / nominal AC voltage	270V to 480V / 3/N/PE, 220 V / 380 V; 230 V / 400 V; 240 V / 415 V					
	Rated AC grid frequency	50 Hz / 60 Hz					
	AC grid frequency range	45 – 55 Hz / 55 – 65 Hz					
	Rated apparent power	8000 VA		10000 VA		12000 VA	
	Max. apparent power	8000 VA		10000 VA		12000 VA	
	Rated grid output current (@400 V)	11.6 A		14.5 A		17.4 A	
Max. grid output current (@400 V)	12.8 A		16.0 A		19.2 A		
Harmonics THDi (@Nominal power)	< 3 % (of nominal power)						
Effi- ciency	MPPT efficiency	99.9 %					
	Euro efficiency / Max. efficiency	97.2 % / 98.0 %		97.9 % / 98.4 %			
Safety protection	DC surge protection(Type II, according to EN/IEC 61643-11)	●					
	Insulation resistance detection	●					
	PV string input reverse polarity protection	●					
	Battery input reverse polarity protection	●					
	Ground fault monitoring	●					
	Residual current monitoring unit	●					
	AC short circuit protection	●					
Anti-islanding protection	●						
General data	Power factor at rated power / adjustable displacement	1 / 0.8 leading to 0.8 lagging					
	Dimensions (W / H / D)	545 mm / 465 mm / 205 mm					
	Weight	26 kg					
	Operating temperature range	-25 °C ... +60 °C					
	Cooling concept	Natural convection					
	Noise emission	< 35 dB					
	Degree of protection (as per IEC 60529)	IP66					
	Max. relative humidity	100 %					
Max. operating altitude	4000 m						
Features	User interface	LED & App					
	BMS interface	CAN					
	Smart meter interface	RS485					
	Internet communication interfaces	Wifi / LAN					
	Digital output (dry contact) / No. of outputs	● / 2					
	Digital input (dry contact) / No. of inputs	● / 4					
Integrated power control / export power control	● / ●						

● standard features ○ optional features - not available

- Asymmetrical power output functionality released in August 2024, please confirm version with Solplanet's sales staff before purchase.
- The latest optimised platform design supports MPP voltage range at 150V-950V, pending subsequent certificate updates.

Three phase hybrid inverters 5 to 12 kW

ASW H-T2-DG Series



Models:

- ASW05kH-T2-DG
- ASW06kH-T2-DG
- ASW08kH-T2-DG
- ASW10kH-T2-DG
- ASW12kH-T2-DG



Easy-to-install

- Quick & easy-to-install with basic tools
- Compact wall mount design
- Simple battery and smart meter interfaces for quick and secure installation



Reliable

- Up to 150 % PV array oversizing for higher yields
- Asymmetrical power output
- UPS level switching time < 10 ms
- IP66 rated design for outdoor use
- DC SPD surge protection



User-friendly

- Max. 50A charging/discharging current
- Compatible with diesel generator
- Setup, commissioning and monitoring via the Solplanet app
- Intelligent work modes and customisable battery management for DOD /Time of Use/Power setting
- Max. 20 A input current, ideal for bifacial and large PV modules


Technical Datasheet

	ASW05kH-T2-DG	ASW06kH-T2-DG	ASW08kH-T2-DG	ASW10kH-T2-DG	ASW12kH-T2-DG						
PV input	Max. PV array power	7500 Wp	9000 Wp	12000 Wp	18000 Wp						
	Max. input voltage	1100 V									
	MPP voltage range / rated input voltage	150 V to 950 V / 630 V									
	Min. input voltage / start voltage	60 V / 180 V									
	No. of independent MPPT trackers / strings per MPPT input	2 / 1									
	Max. input current / Max. power per MPPT tracker	20 A	7500 W	20 A	9000 W	20 A	10000 W	20 A	10000 W	20 A	10000 W
Max. short-circuit current per MPPT tracker	30 A										
Battery input	Battery voltage range	120 V to 600 V									
	Max. charging power from PV and grid	12000 W									
	Max. charging power from grid	5000 W	6000 W	8000 W	10000 W	12000 W					
	Max. discharging power	5000 W	6000 W	8000 W	10000 W	12000 W					
	Max. charging current / Max. discharging current	50 A									
	Battery type	LiFePO4									
AC input	Rated grid voltage	3/N/PE, 220 V / 380 V; 230 V / 400 V; 240 V / 415 V									
	Rated grid frequency	50 Hz / 60 Hz									
	Max. input power from grid	10000 W	12000 W	16000 W	20000 W	24000 W					
	Max. input current from grid	14.5 A	17.4 A	23.2 A	29.0 A	34.8 A					
AC output	AC voltage range / Nominal AC voltage	270 V to 480 V / 3/N/PE, 220 V / 380 V; 230 V / 400 V; 240 V / 415 V									
	Rated AC grid frequency	50 Hz / 60 Hz									
	AC grid frequency range	45 ~ 55 Hz / 55 ~ 65 Hz									
	Rated apparent power	5000 VA	6000 VA	8000 VA	10000 VA	12000 VA					
	Max. apparent power	5000 VA	6000 VA	8000 VA	10000 VA	12000 VA					
	Rated grid output current (@400 V)	7.3 A	8.7 A	11.6 A	14.5 A	17.4 A					
	Max. grid output current (@400 V)	8.0 A	9.6 A	12.8 A	16.0 A	19.2 A					
	Harmonics THDi (@ Nominal power)	< 3 % (of nominal power)									
EPS output	Nominal output voltage	3/N/PE, 220 V / 380 V; 230 V / 400 V; 240 V / 415 V									
	Nominal output frequency	50 Hz / 60 Hz									
	Rated apparent power	5000 VA	6000 VA	8000 VA	10000 VA	12000 VA					
	Rated current (@400 V)	7.3 A	8.7 A	11.6 A	14.5 A	17.4 A					
	Max. current (@400 V, continuous on-grid / off-grid)	14.5 A	7.3 A	17.4 A	8.7 A	23.2 A	11.6 A	29.0 A	14.5 A	34.8 A	17.4 A
	Max. power on each phase (@400 V, continuous on-grid / off-grid)	3333 W	1667 W	4000 W	2000 W	5333 W	2667 W	6667 W	3333 W	8000 W	4000 W
	Peak output apparent power (@400 V, continuous on-grid / off-grid up to 10s)	10000 VA	10000 VA	12000 VA	12000 VA	16000 VA	16000 VA	20000 VA	20000 VA	24000 VA	24000 VA
	Max. switch time	< 10 ms									
	Output THDv (@ Linear load)	2 %									
	Generator side	Max. input apparent power	7500 VA	9000 VA	12000 VA	15000 VA	18000 VA				
Max. charging power of battery		5000 W	6000 W	8000 W	10000 W	12000 W					
Rated AC voltage		3/N/PE, 220 / 380 V; 230 / 400 V; 240 / 415 V									
Rated AC frequency		50 Hz / 60 Hz									
Efficiency	MPPT efficiency	99.9 %									
	Euro efficiency / Max. efficiency	97.2 % / 98.0 %	97.5 % / 98.2 %	97.9 % / 98.4 %							
Safety protection	DC surge protection(Type II, according to EN/IEC 61643-11)	●									
	Insulation resistance detection	●									
	PV string input reverse polarity protection	●									
	Battery input reverse polarity protection	●									
	Ground fault monitoring	●									
	Residual current monitoring unit	●									
	AC short circuit protection	●									
Anti-islanding protection	●										
General data	Power factor at rated power / adjustable displacement	1 / 0.8 leading to 0.8 lagging									
	Dimensions (W / H / D)	625 mm / 465 mm / 241 mm									
	Weight	28 kg									
	Operating temperature range	-25 °C ... +60 °C									
	Cooling concept	Natural convection									
	Degree of protection (as per IEC 60529)	IP66									
Features	Max. relative humidity	100 %									
	Max. operating altitude	4000 m									
	User interface	LED & App									
	BMS interface	CAN									
	Smart meter interface	RS485									
	Internet communication interfaces	Wifi / LAN / Ethernet									
	Digital output (dry contact) / No. of outputs	● / 2									
Digital input (dry contact) / No. of inputs	● / 4										
Integrated power control / export power control	● / ●										

● standard features ○ optional features - not available

Three phase hybrid inverters 8 to 12 kW

ASW H-T3-DG Series



Models:
ASW08kH-T3-DG
ASW10kH-T3-DG
ASW12kH-T3-DG



Easy-to-install

- Quick & easy-to-install with basic tools
- Compact wall mount design
- Simple battery and smart meter interfaces for quick and secure installation



Reliable

- Up to 150 % PV array oversizing for higher yields
- Asymmetrical power output
- UPS level switching time < 10 ms
- IP66 rated design for outdoor use
- DC SPD surge protection



User-friendly

- 3 independent MPPTs for flexible and higher kWp PV array design
- Max. 50A charging/discharging current
- Compatible with diesel generator
- Setup, commissioning and monitoring via the Solplanet app
- Intelligent work modes and customisable battery management for DOD /Time of Use/Power setting
- Max. 16 A input current, ideal for bifacial and large PV modules

Technical Datasheet

	ASW08kH-T3-DG		ASW10kH-T3-DG		ASW12kH-T3-DG		
PV input	Max. PV array power	12000 Wp		15000 Wp		18000 Wp	
	Max. input voltage	1100 V					
	MPP voltage range / rated input voltage	150 V to 950 V / 630 V					
	Min. input voltage / start voltage	60 V / 180 V					
	No. of independent MPPT trackers / strings per MPPT input	3 / 1					
	Max. input current / Max. power per MPP tracker	16 A	10000 W	16 A	10000 W	16 A	10000 W
Max. short-circuit current per MPP tracker	24 A						
Battery input	Battery voltage range	120 V to 600 V					
	Max. charging power from PV and grid	12000 W					
	Max. charging power from grid	8000 W	10000 W		12000 W		
	Max. discharging power	8000 W	10000 W		12000 W		
	Max. charging current / Max. discharging current	50 A					
Battery type	LiFePO4						
AC input	Rated grid voltage	3/N/PE, 220 V / 380 V; 230 V / 400 V; 240 V / 415 V					
	Rated grid frequency	50 Hz / 60 Hz					
	Max. input power from grid	16000 W	20000 W		24000 W		
	Max. input current from grid	23.2 A	29.0 A		34.8 A		
AC output	AC voltage range / Nominal AC voltage	270V to 480V / 3/N/PE, 220 V / 380 V; 230 V / 400 V; 240 V / 415 V					
	Rated AC grid frequency	50 Hz / 60 Hz					
	AC grid frequency range	45-55 Hz / 55-65 Hz					
	Rated apparent power	8000 VA	10000 VA		12000 VA		
	Max. apparent power	8000 VA	10000 VA		12000 VA		
	Rated grid output current (@400 V)	11.6 A	14.5 A		17.4 A		
	Max. grid output current(@400 V)	12.8 A	16.0 A		19.2 A		
	Harmonics THDi (@ Nominal power)	< 3 % (of nominal power)					
EPS output	Nominal output voltage	3/N/PE, 220 V / 380 V; 230 V / 400 V; 240 V / 415 V					
	Nominal output frequency	50 Hz / 60 Hz					
	Rated apparent power	8000 VA	10000 VA		12000 VA		
	Rated current (@400 V)	11.6 A	14.5 A		17.4 A		
	Max. current (@400 V, continuous on-grid / off-grid)	23.2 A	11.6 A	29.0 A	14.5 A	34.8 A	17.4 A
	Max. power on each phase(@400 V, continuous on-grid / off-grid)	5333 W	2667 W	6667 W	3333 W	8000 W	4000 W
	Peak output apparent power(@400 V, continuous on-grid / off-grid up to 10s)	16000 VA	16000 VA	20000 VA	20000 VA	24000 VA	24000 VA
	Max. switch time	< 10 ms					
Output THDv (@ Linear load)	2 %						
Generator side	Max. input apparent power	12000 VA		15000 VA		18000 VA	
	Max. charging power of battery	8000 W		10000 W		12000 W	
	Rated AC voltage	3/N/PE, 220 / 380 V; 230 / 400 V; 240 / 415 V					
	Rated AC frequency	50 Hz / 60 Hz					
Efficiency	MPPT efficiency	99.9 %					
	Euro efficiency / Max. efficiency	97.2 % / 98.0 %		97.9 % / 98.4 %			
Safety protection	DC surge protection(Type II, according to EN/IEC 61643-11)	●					
	Insulation resistance detection	●					
	PV string input reverse polarity protection	●					
	Battery input reverse polarity protection	●					
	Ground fault monitoring	●					
	Residual current monitoring unit	●					
	AC short circuit protection	●					
	Anti-islanding protection	●					
General data	Power factor at rated power / adjustable displacement	1 / 0.8 leading to 0.8 lagging					
	Dimensions (W / H / D)	625 mm / 465 mm / 241 mm					
	Weight	29.5 kg					
	Operating temperature range	-25 °C ... +60 °C					
	Cooling concept	Natural convection					
	Degree of protection (as per IEC 60529)	IP66					
Features	Max. relative humidity	100 %					
	Max. operating altitude	4000 m					
	User interface	LED & App					
	BMS interface	CAN					
	Smart meter interface	RS485					
	Internet communication interfaces	Wifi / LAN / Ethernet					
	Digital output (dry contact) / No. of outputs	● / 2					
Digital input (dry contact) / No. of inputs	● / 4						
Integrated power control / export power control	● / ●						

● standard features ○ optional features - not available

ASW A-S Series



Models:
 ASW0600/1250A-S ASW0600/2500A-S
 ASW0800/1250A-S ASW0800/2500A-S
 ASW1000/1250A-S ASW1000/2500A-S



Safe and Reliable

- Isolated topology, safe and reliable low voltage system
- 10 years warranty
- All-around protection with Battery Management System (BMS)



Easy-to-install

- Quick plug design, easier installation process
- Compact exterior design, fits in your home decorated nicely
- All-in-one system, easy to install for everyone



User-friendly

- Low working temperature down to -15°C
- LCD display screen, intuitive setup and status monitoring
- Setup, commissioning, and monitoring via Solplanet app




Efficient & intelligent

- Over 200% PV array oversizing for higher yields
- 2 MPPTs with 4 strings, increase PV generation.
- 6 work modes, 2 battery capacity choices

Technical Datasheet

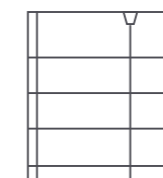
	ASW0600/ 1250A-S	ASW0800/ 1250A-S	ASW1000/ 1250A-S	ASW0600/ 2500A-S	ASW0800/ 2500A-S	ASW1000/ 2500A-S	
PV input	Max. PV array power						2000 Wp
	Max. input voltage						50 V
	MPP voltage range / rated input voltage						16 V to 50 V / 40 V
	Min. input voltage / start voltage						26 V / 30 V
	No. of independent MPPT trackers / strings per MPPT input						2 / 2
	Max. input current per MPPT tracker						28 A
	Max. short-circuit current per MPPT tracker						39 A
Battery input	Rated battery energy			1.3 kWh		2.4 kWh	
	Rated capacity			27 Ah		50 Ah	
	Battery type						LiFePO4
AC output (On-grid)	Nominal AC voltage						220V / 230V / 240V
	AC voltage range						154 V - 276 V
	Rated AC grid frequency						50 Hz / 60 Hz
	AC grid frequency range						45-55 Hz / 55-65 Hz
	Rated apparent power	600 VA	800 VA	1000 VA	600 VA	800 VA	1000 VA
	Max. apparent power	600 VA	800 VA	1000 VA	600 VA	800 VA	1000 VA
	Rated grid output current (@230 V)	2.6 A	3.5 A	4.4 A	2.6 A	3.5 A	4.4 A
	Max. grid output current	2.8 A	3.8 A	4.8 A	2.8 A	3.8 A	4.8 A
	Harmonics THDi (@ Nominal power)						< 3 % (of nominal power)
	AC input	Rated grid voltage					
Rated grid frequency						50 Hz / 60 Hz	
Max. input power from grid						1000 W	
Max. input current from grid						4.8A	
AC output(Off-grid)	Nominal output voltage						230V
	Nominal output frequency						50 Hz / 60 Hz
	Rated apparent power						1000 VA
	Peak output apparent power						1600VA, 60 s
	Rated output current (@230 V)						4.4A
	Max. output current						4.8A
	Output THDv (@ Linear load)						< 2 %
	EPS model						Manual switch
Efficiency	MPPT efficiency						99.9 %
	Max. battery to load efficiency						92.0 %
General data	Power factor at rated power / adjustable range						1 / 0.8 leading to 0.8 lagging
	Topology						Isolated
	Dimensions (W / H / D)						600 / 400 / 310 mm
	Weight			30.5 kg		37.5 kg	
	Operating temperature range						-15 °C ... +45 °C
	Cooling concept						Fan Cooling
	Degree of protection (as per IEC 60529)						IP55
	Max. relative humidity						95 %
	Max. operating altitude						3000 m
	Features	User interface					
Zero-export interface						CT	
Internet communication interfaces						Wifi	
Certificates	Grid						VDE 4105 / EN 50549
	Safety						IEC/EN 62109-1, IEC/EN 62109-2
	EMC						IEC/EN 61000-6-1/-2/-3/-4, IEC/EN 61000-3-2/-3
	Battery						IEC62619, UN 38.3

Energy Storage Batteries




Store each energy

HIGH VOLTAGE BATTERY



Ai-HB G2 SERIES

Ai-HB 075A / 100A / 125A /
150A / 175A / 200A



Ai-HB SERIES

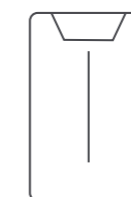
Ai-HB 2.56LG

LOW VOLTAGE BATTERY



Ai-LB SERIES

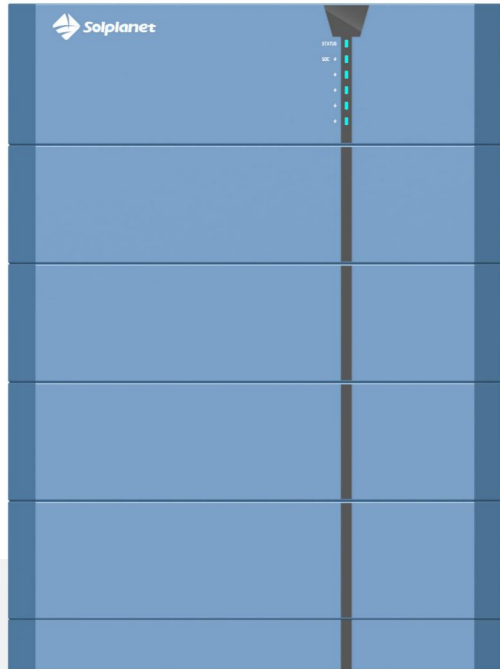
Ai-LB 5K / 10K



Ai-LB Pro SERIES

Ai-LB 5K / 10K Pro

Ai-HB G2 Series



Models:
 Ai-HB 075A Ai-HB 150A
 Ai-HB 100A Ai-HB 175A
 Ai-HB 125A Ai-HB 200A



Safety

- Modular design with plug-in connections
- Quick connections between battery and inverter
- Quick & easy-to-install with basic tools
- Steady and anti-dumping design
- Built-in emergency fire suppression module



Reliable

- IP65 rated design
- Cell-level monitoring
- LFP safe technology
- All-round BMS protection



User-friendly

- Stackable and Expandable up to 81.92 kWh (supporting 8 modules per unit, 4 units in parallel)
- Multi-use applications: self-consumption, time of use tariffs, customisation
- Online monitoring via Solplanet apps

Technical Datasheet

	Ai-HB 075A	Ai-HB 100A	Ai-HB 125A	Ai-HB 150A	Ai-HB 175A	Ai-HB 200A	
Battery designation							
Battery module	HB051050A						
Cell type	LiFePO4						
Module quantity	3	4	5	6	7	8	
Rated capacity	50 Ah						
Nominal energy ¹	7.68 kWh	10.24 kWh	12.8 kWh	15.36 kWh	17.92 kWh	20.48 kWh	
Usable energy ²	6.91 kWh	9.21 kWh	11.52 kWh	13.82 kWh	16.12 kWh	18.43 kWh	
Nominal voltage	153.6 V	204.8 V	256 V	307.2 V	358.4 V	409.6 V	
Operating voltage	120 V ~ 175.2 V	160 V ~ 233.6 V	200 V ~ 292 V	240 V ~ 350.4 V	280 V ~ 408.8 V	320 V ~ 467.2 V	
Max.charging current	25 A						
Max.discharging current	30 A						
System Data	Rated charging / discharging power	3.84kW	5.12 kW	6.40 kW	7.68 kW	8.86 kW	10.24 kW
	Max.charging power	3.84kW	5.12 kW	6.40 kW	7.68 kW	8.86 kW	10.24 kW
	Max.discharging power	4.61 kW	6.14 kW	7.68 kW	9.22 kW	10.75 kW	12.29 kW
General Data	Dimensions (W / D / H)	540*390*600 mm	540*390*730 mm	540*390*860 mm	540*390*990 mm	540*390*1120 mm	540*390*1250 mm
	Weight	106.5 kg	137 kg	167.5 kg	198 kg	228.5 kg	259 kg
	Battery module weight	30.5 kg					
	Installation location	Indoor / Outdoor					
	Mounting method	Floor mounted					
	Operating temperature range	Charge: 0 ~ 50 °C Discharge: -20 °C ~ 50 °C					
	Storage temperature range	-20 °C ~ 45 °C					
	Cooling concept	Natural convection					
	Degree of protection	IP65					
	Relative humidity	5 ~ 95 %, non - condensing					
	Communication	CAN					
	Certification	IEC 62619 / EN 61000 IEC 62040 / UN38.3					
	Protection	Charging over-voltage protection, discharging under-voltage protection, over-current protection, over-temperature protection, short-circuit protection, built-in fire suppression ⁴ , etc					
Round-trip efficiency	≥95%						

1. Nominal energy is defined under the following conditions: cell voltage 2.5~3.65V, 0.5C charge & discharge at +25°C.

2. Usable energy is defined under the following conditions: 90% DOD, 0.5C charge & discharge at +25°C. Usable energy may vary depending on discharge, charge, environmental conditions and SOC % limits defined by the user.


3. Life cycle is defined under the following conditions: 70 % DOD, 0.5C charge & discharge at +25°C.

4. Available with or without built in fire suppression functionality, this feature was released in August 2024, please confirm version with Solplanet sales before purchase.

Version: Aug 2024



Ai-HB Series



Model:
Ai-HB 2.56LG



Safety

- LFP safe technology
- All-round BMS protection
- Modular design with simple cable connections



Reliable

- IP65 rated design
- High quality cell inside



User-friendly

- Expandable up to 25.6 kWh (10 modules)
- Multi-use applications: self-consumption, time of use tariffs, customisation
- Online monitoring via Solplanet apps

Technical Datasheet

Battery module	Ai-HB 2.56LG									
	3	4	5	6	7	8	9	10		
Battery designation										
Cell type	LiFePO4									
Module quantity	3	4	5	6	7	8	9	10		
Rated capacity	50Ah									
Nominal energy ¹	7.68 kWh	10.24 kWh	12.8 kWh	15.36 kWh	17.92 kWh	20.48 kWh	23.04 kWh	25.6 kWh		
Usable energy ²	6.91 kWh	9.21 kWh	11.52 kWh	13.82 kWh	16.12 kWh	18.43 kWh	20.73 kWh	23.04 kWh		
Nominal voltage	153.6 V	204.8 V	256 V	307.2 V	358.4 V	409.6 V	460.8 V	512 V		
Operating voltage range	134.4 V	179.2 V	224 V	268.8 V	313.6 V	358.4 V	403.2 V	448 V		
	~ 168.4 V	~ 224.64 V	~ 280.8 V	~ 336.96 V	~ 393.12 V	~ 449.28 V	~ 505.44 V	~ 561.6 V		
Nominal charging / discharging current	25 A									
Max. charging / discharging current	50 A									
Rated power	3.84kW	5.12 kW	6.4 kW	7.68 kW	8.86 kW	10.24 kW	11.52kW	12.8 kW		
Max. charging / discharging power	7.68 kW	10.24 kW	12.8 kW	15.36 kW	17.92 kW	20.48 kW	23.04 kW	25.6 kW		
System Data	Dimensions (W/D/H)	600/210/820 mm	600/210/980 mm	600/210/1140 mm	600/210/1300 mm	600/210/1460 mm	600/210/1620 mm	600/210/1780 mm	600/210/1940 mm	
	Weight	102.5 kg	129 kg	155.5 kg	182 kg	208.5 kg	235 kg	261.5 kg	288 kg	
	Battery module weight	26.5 kg								
	Installation location	Indoor / Outdoor								
	Mounting method	Floor mounted								
	Operating temperature range	Charge: 0°C ~ 55 °C Discharge: -20 °C ~ 55 °C								
	Storage temperature range	-20 °C ~ 45 °C								
	Cooling concept	Natural convection								
	Degree of protection	IP65								
	Relative humidity	5%~95 %, non-condensing								
	Communication	RS485 / CAN								
	Certification	IEC 62619 / EN 61000 IEC 62040 / UN38.3								
	Life cycle ³	6000 times								
	Round-trip efficiency	≥95%								
General Data	1. Nominal energy is defined under the following conditions: cell voltage 2.0~3.65V, 1C charge & discharge at +25°C.									
	2. Usable energy is defined under the following conditions: 90% DOD, 0.5C charge & discharge at +25°C. Usable energy may vary depending on discharge, charge, environmental conditions and SOC % limits defined by the user.									
	3. Life cycle is defined under the following conditions: 90 % DOD, 80%EOL, 0.2C charge & discharge at +25.									

Ai-LB Series



Models:
Ai-LB 5K
Ai-LB 10K



Safety

- LFP safe technology
- All-round BMS protection



Reliable

- IP65 rated design for outdoor use
- High quality cell inside



User-friendly

- Supporting Multi-use applications
- Online monitoring via Solplanet apps

Technical Datasheet

Ai-LB 5K

Ai-LB 10K

	Ai-LB 5K	Ai-LB 10K	
System Data	Cell type	LiFePO4	
	Battery module	LB51100A	
	Module number	1	2
	Rated capacity	100 Ah	200 Ah
	Nominal energy ¹	5.12 kWh	10.24 kWh
	Usable energy ²	4.61 kWh	9.22 kWh
	Nominal battery voltage	51.2 V	
	Battery voltage range	44.8 V - 57.6 V	
	Max. charging / discharging current	50 A	100 A
	Rated charging / discharging power	2.56 kW	5.12 kW
Max. charging / discharging power	2.56 kW	5.12 kW	
General Data	Dimensions(W/D/H)	490 / 150 / 680 mm	640 / 181 / 1017 mm
	Module weight	44.5 kg	
	Weight	57 kg	116 kg
	Installation location	indoor / outdoor	
	Mounting method	Floor Mounted	Floor Mounted / Wall Mounted
	Operating temperature range	Charge: 0°C ~ 55°C Discharge: -20°C ~ 55°C	
	Storage temperature range	-20°C ~ 55°C	
	Cooling concept	Natural convection	
	Degree of protection	IP65	
	Relative humidity	5%~95%, non-condensing	
	Max. operating altitude	3000m	
	Scalability	Max.8 sets in parallel	Max.4 sets in parallel
	Communication	CAN	
	Certification	TUV/IEC 62619/IEC 62040/IEC 61000/UN38.3	
Life cycle ³	6000 times		
Round-trip efficiency	≥95%		

1. Nominal energy is defined under the following conditions: battery voltage 44.8~57.6V, 0.5C charge & discharge at +25°C.
2. Usable energy is defined under the following conditions: 90% DOD, 0.5C charge & discharge at +25°C.
3. Life cycle is defined under the following conditions:90% DOD, 70% EOL,0.5C charge & discharge at 25°C,(One cycle a day).

Ai-LB Pro Series



Models:
Ai-LB 5K Pro
Ai-LB 10K Pro



Efficient and Intelligent

- Max. discharging rate up to 1C.
- Expandable up to 160 kWh (32 units for Ai-LB 5K Pro and 16 units for Ai-LB 10K Pro in parallel)
- Automatic identification of parallel master and slave machines
- Online monitoring via Solplanet apps



Safe and Reliable

- LFP safe technology
- All-round BMS protection
- High quality cell inside
- IP65 rated design for outdoor use



Widely Applicable

- Charging at low temperature -5°C
- Multi-use applications: self-consumption, time of use tariffs, customisation



User-friendly

- Elegant design with hidden cable connection
- Compact and lightweight design
- Floor/wall mounted, stackable design, easy to install with basic tools

Technical Datasheet

Ai-LB 5K Pro

Ai-LB 10K Pro

		LiFePO4	
System Data	Cell type	LiFePO4	
	Rated capacity	100 Ah	200 Ah
	Nominal energy ¹	5.12 kWh	10.24 kWh
	Usable energy ²	4.61 kWh	9.22 kWh
	Nominal battery voltage	51.2 V	
	Battery voltage range	44.8 V - 58.4 V	
	Max. charging / discharging current	60A / 100A	120A / 120A
	Rated charging/discharging power	3.07 kW	6.14 kW
	Max. charging / discharging power	3.07 kW / 5.12 kW	6.14 kW / 6.14 kW
General Data	Dimensions(W/D/H)	460 / 165 / 652 mm	550 / 165 / 867 mm
	Weight	50 kg	94 kg
	Installation location	indoor / outdoor	
	Mounting method	Floor mounted / Wall mounted	
	Operating temperature range	Charging: -5°C ~ 55°C Discharge: -15°C ~ 55°C	
	Storage temperature range	-10°C - 50°C	
	Cooling concept	Natural convection	
	Degree of protection	IP65	
	Relative humidity	5% - 95% RH, non-condensing	
	Max. operating altitude	3000m	
	Scalability	Max.32 sets in parallel	Max.16 sets in parallel
	Communication	CAN / RS485 / Dry Contact / WiFi	
	Certification	TUV / IEC 62619 / IEC 62040 / IEC 61000 / UN38.3	
Life cycle ³	6000 times		
Round-trip efficiency	≥ 95%		

1. Nominal energy is defined under the following conditions: battery voltage 44~58.4V, 0.5C charge & discharge at +25°C.

2. Usable energy is defined under the following conditions: 90% DOD, 0.5C charge & discharge at +25°C.

3. Life cycle is defined under the following conditions: 90% DOD, 70% EOL, 0.5C charge & discharge at 25°C,(One cycle a day).

Smart EV Charger



Driving towards
a green future



SOL APOLLO SERIES

SOL7.4H-WP, SOL7.4H-WS, SOL7.4H-WSS
SOL11H-WP, SOL11H-WS, SOL11H-WSS
SOL22H-WP, SOL22H-WS, SOL22H-WSS

SOL APOLLO Series



Models:
 SOL7.4H-WP, SOL7.4H-WS, SOL7.4H-WSS
 SOL11H-WP, SOL11H-WS, SOL11H-WSS
 SOL22H-WP, SOL22H-WS, SOL22H-WSS



Easy-to-install

- Compact, lightweight and wall mountable
- Easy-to-install with standard tools
- Toolless plug in terminal blocks
- Quick set-up via Bluetooth and APP
- Cable entry on the front or rear of the housing



Reliable

- Elegant design with a dynamic and robust streamlined body
- IP65 enclosure suitable for outdoor use
- IK10 protection rating
- TÜV IEC 61851-1 & CE compliant



Smart & User-Friendly

- Intelligent App for remote control and monitoring
- Scheduled charging and off-peak charging modes
- APP & RFID & NFC for user authentication or easy set up to Plug & Play mode
- Communication capabilities including WiFi, Bluetooth, and Ethernet connectivity
- Solar charging under Solar PV & Eco Mode (optional)

Technical Datasheet

	SOL7.4H-WP	SOL7.4H-WS/WSS	SOL11H-WP	SOL11H-WS/WSS	SOL22H-WP	SOL22H-WS/WSS	
Input & Output	Rated Voltage	230 V AC		400 V AC			
	Rated Frequency	50 Hz / 60 Hz					
	Max. Output Power	7.4 kW		11 kW		22 kW	
	Max. Output Current	32 A		16 A		32 A	
	Standby Power Consumption	< 5 W					
	Residual Current Detection	DC 6 mA					
	Connector Type (IEC62196-2)	Type 2	Type 2 socket ^{1,2}	Type 2	Type 2 socket ^{1,2}	Type 2	Type 2 socket ^{1,2}
	Cable Length	5 m / 7.5 m	-	5 m / 7.5 m	-	5 m / 7.5 m	-
User Interface & Control	Network Interface	WiFi & Bluetooth & RS485 & LAN					
	RFID/NFC Reader	●					
	Status Indication	LED Light strip					
	Built-in 4G	○					
	Smart APP	●					
Working Environment	Ingress Protection	IP65 (Enclosure)					
	Operating Temperature	-25°C to 50°C					
	Storage Temperature	-40°C to 70°C					
	Relative Humidity	5%-95% Non-condensing					
	Altitude	Up to 2000 m					
	Cooling Concept	Natural Convection					
	Impact Protection Class	IK10					
Mechanical	UV Resistant	●					
	Mounting	Wall / Pedestal					
	Dimensions (W/H/D)	230 / 360 / 130 mm					
	Weight	5.1 kg	2.6 kg	5.1 kg	2.6 kg	5.1 kg	2.6 kg
	Colour	● Morandi Blue / ● Black					
	Cable Holder	●	-	●	-	●	-
Safety	DC Leakage Protection	●					
	Over Temperature Protection	●					
	Ground Protection	●					
	Surge Protection (EN60664)	● (Type III)					
	Certification	CE, TUV / EN/IEC 61851-1					

● Standard features ○ Optional features Not Available

1) Self-closing cover and built in electronic lock is standard

2) Shutter for cover is optional

3) Optional energy meter for solar charging function and dynamic load balancing

Connect & monitor



Smart cloud-based
monitoring
& communication
systems



CLOUD BASED MONITORING

Solplanet Cloud and App

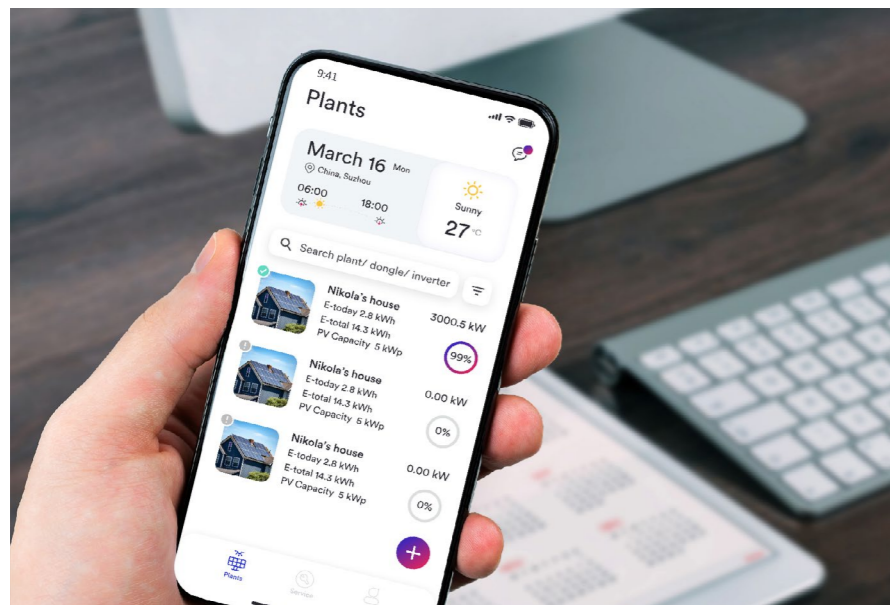


COM STICK SERIES

Wi-Fi Stick
Ai-Dongle LAN/WLAN
Ai-Dongle 4G
Ai-Logger 1000



Cloud & App



PV Plant monitoring plays an important role in our approach to revolutionizing access to solar energy. Your energy generation and consumption are presented in simple and easy to read graphs giving you a complete picture of your daily, monthly and yearly usage. Our monitoring solution will help you adjust your consumption behaviours to match your generation allowing you to make the most of your PV plant.

Real time and historical data are readily available via our cloud-based monitoring portal, allowing you to compare your current performance to past results. Solplanet Cloud, our new online monitoring portal, is perfect for home owners, business owners and PV developers who want to monitor their PV Plants from anywhere in the world.

Easy-to-install

- Quick setup and commissioning of Solplanet inverters
- Quick active/reactive and export power control setup
- Available on Android and iOS devices and accessible via web browsers

Reliable

- Cloud-based monitoring system
- Centralized management of all plant data

User-friendly

- Intuitive navigation
- Clear readability of key plant data
- Performance reports sent via email

To download the app search for "Solplanet" or simply scan the QR codes:



Wi-Fi Stick



Ai-Dongle LAN/WLAN



The Ai-Dongle LAN/WLAN/ Wi-Fi Stick allow Solplanet inverters to connect to the Solplanet Cloud and App. The inverter and meter data is collected and sent to the Solplanet Cloud via the internet to allow for easy PV plant monitoring.

Smart

- Smart zero export control design

Simple

- Easy to install on site

Reliable

- Adapt to various application scenarios

Technical Datasheet

		Wi-Fi Stick	ASW-WLAN-G1
Device Management	Max. Number of Manageable Devices	5	10
	Communication Interface	North Communication	LAN / WLAN
South Communication		RS 485 (USB Type A)	
Interac-tion		LED	LED Indicator x 2
Environment	APP	Solplanet APP	
	Operating Temperature Range	-40°C ~ 60°C (-40°F ~ 140°F)	
	Storage Temperature	-40°C ~ 70°C (-40°F ~ 158°F)	
	Relative Humidity (Non-condensing)	5% ~ 95%	
Elec-trical	Max. Operating Altitude	3,000m(9, 842 ft.)	4,000 m (13,123 ft.)
	DC Power Supply	7 ~ 9V	5 ~ 12V
Mechanical	Power Consumption	Typical 2 W, Max. 5 W	
	Dimensions (W x H x D)	51mm*112mm*27mm	50mm*34mm*170mm
	Weight	62g	100g
	Protection Degree	IP65	IP66
Certificate		CE	

Ai-Dongle 4G



The Ai-Dongle 4G allows Solplanet inverters to connect to the Solplanet Cloud and App. The inverter and meter data is collected and sent to the Solplanet Cloud via the internet to allow for easy PV plant monitoring.

Smart

- 4G communication

Simple

- Plug and play design, easy-to-install

Reliable

- IP66

Technical Datasheet

ASW-4G-G1

Device Management	Max. Number of Manageable Devices	5
	Sim card type	Micro SIM (12x15mm)
Communication Interface	Supported standards & frequencies	LTE-FDD:B1/B3/B5/B7/B8/B20/B28 LTE-TDD:B38/B40/B41 GSM:GSM850/EGSM850/DCS1800/PCS1900
	Wi-Fi Operation Mode	AP
	Supported standards & frequencies	802.11b/g/n (2.412G ~ 2.484G)
	South Communication	RS 485 (USB Type A)
Interaction	LED	LED Indicator x 2
	APP	Solplanet APP
Environment	Operating Temperature Range	-40°C ~ 60°C (-40°F ~ 140°F)
	Storage Temperature	-40°C ~ 70°C (-40°F ~ 158°F)
	Relative Humidity (Non-condensing)	5% ~ 95%
	Max. Operating Altitude	4,000 m (13,123 ft.)
Electrical	DC Power Supply	5 ~ 12V
	Power Consumption	Typical 6.5 W, Max. 10 W
Mechanical	Dimensions (W x H x D)	50mm*34mm*154mm
	Weight	100g
	Protection Degree	IP66

Ai-Logger 1000 data logger

Ai-Logger 1000



Ai-Logger 1000 data logger allows Solplanet inverters to connect to the Solplanet Cloud. The inverter and meter data is collected and sent to the Solplanet Cloud via the internet to allow for easy PV plant monitoring.

Smart

- Smart zero export control design

Simple

- Easy to install on site

Reliable

- Adapt to various application scenarios

Technical Datasheet

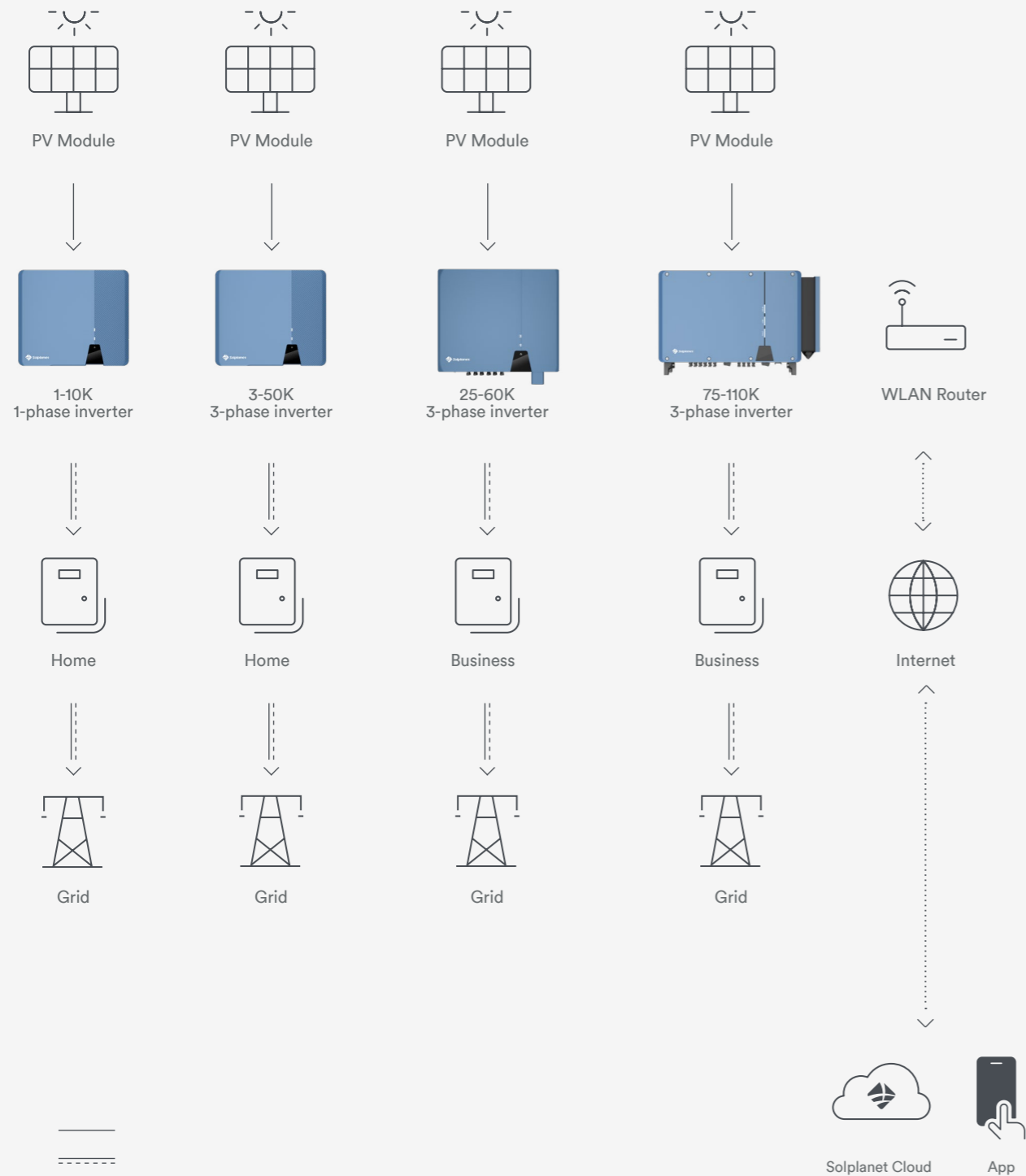
Ai-Logger 1000

Device Management	Max. Number of Manageable Devices*	80
	Communication Interface	LAN x 1, 10 / 100 / 1000 Mbps
Interaction	North Communication	LAN
	South Communication	RS485
	Others	Digital / Analog Input / Output
	LED	LED Indicator x 4 – COM 1-3, North communication
Environment	WEB	Embedded Web
	USB	USB 2.0 x 1
	RST	1
	Operating Temperature Range	-40°C ~ 60°C (-40°F ~ 140°F)
Electrical	Storage Temperature	-40°C ~ 70°C (-40°F ~ 158°F)
	Relative Humidity (Non-condensing)	5% ~ 95%
	Max. Operating Altitude	4,000 m (13,123 ft.)
Mechanical	DC Power Supply	12 V ~ 24 V / 2 A
	Power Consumption	Typical 8 W, Max. 15 W
	Dimensions (W x H x D)	240 mm x 126 mm x 42 xmm
	Weight	453 g
Mechanical	Protection Degree	IP20
	Installation Options	Wall Mounting, DIN Rail Mounting, Tabletop Mounting

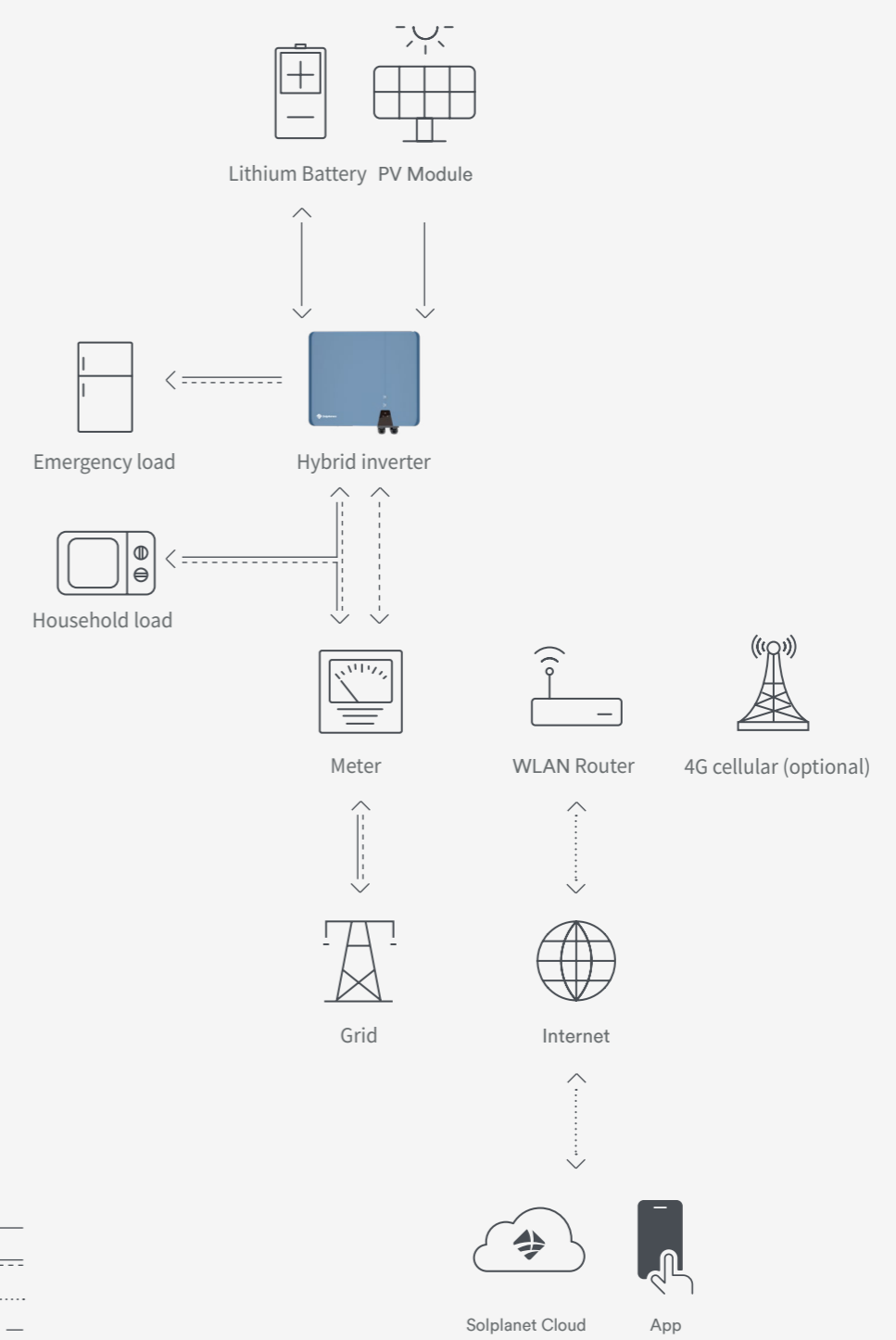
* Each 485 interface can connect up to 30 inverters or 1 smart meter.

Wi-Fi stick connection & monitor set up for single and three phase inverters

Wi-Fi connection & monitor set up for hybrid inverters



DC ———
 AC = = = =
 Internet ·····
 Wireless)))



DC ———
 AC = = = =
 Internet ·····
 WLAN - - - -
 RS485 - - - -
 Wireless)))

Internationally accredited laboratory

Our products are tested and certified according to strict international quality standards.

In addition to international quality test and certification of our products, our quality centre is also contributor and formulator of many international standards and the main drafting company of the China Quality Certification Center “Standards for Certification of Household Roof Solar System”.



www.solplanet.net

SOLPLANET INTERNATIONAL
info@solplanet.net
sales@solplanet.net
service.LATAM@solplanet.net
service.EMEA@solplanet.net
service.APAC@solplanet.net



Scan QR code and contact your local team

EN EU 202408/ All products and services described and all technical data are subject to change at any time without notice.
AISWEI assumes no liability for typographical and other errors.

Photo by Raja Tilikian