

Solar for everybody

Product brochure



The power of the sun for the future of our planet

Photo by Nathan Dumiao

Solar for everybody



Photo by Leon Biss

The future is solar for everybody

At Solplanet, we are driven by a simple idea: solar for everybody. We strive to create the best possible experience for distributors, installers and end users. That's why our products are easy-to-install, safe & reliable and user-friendly.

Solplanet photovoltaic inverters are manufactured in compliance with international high-quality standards. Our annual production capacity exceeds 32GW. So, chances are we can meet your demand.

You can depend on Solplanet

Solplanet is a brand of AISWEI, which is formerly known as SMA's Chinese subsidiary and has successfully been manufacturing high-quality and reliable products for renowned brands like SMA and Zegersolar.

Today, AISWEI is a leading R&D and manufacturing company focusing on clean energy. Headquartered in Shanghai, China, with three R&D centers, one manufacturing base, and offices in Asia, Europe, South America, Africa, and Oceania, AISWEI and Solplanet serve customers in many countries and regions across the globe.

Solplanet makes things easy

Solplanet products are easy-to-install, safe & reliable and user-friendly. We offer a variety of quality products with industry leading warranties that you can depend on: single phase inverters, three phase inverters and connect & monitoring products. In addition we also offer our new hybrid inverters.

Easy-to-install Safe & Reliable User-friendly

We strive to create the best possible experience for distributors, installers and end users. That's why our products are easy-to-install, safe & reliable and user-friendly.



Easy-to-install

- Quick & easy-to-install with standard tools
- Quick setup and commissioning with Solplanet apps
- Compact wall mount design



Safe & reliable

- International quality standards
- Integrated DC switch
- IP rated design for outdoor use



User-friendly

- User friendly app interface
- Online monitoring via Wi-Fi and Solplanet apps
- Award winning inverter design

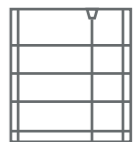
Our product range:

We offer single phase and three phase inverters alongside our monitoring products:

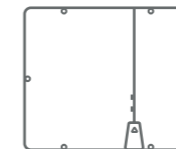
Single Phase Inverters
Page 8



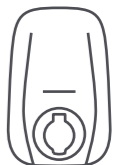
Energy Storage Batteries
Page 60



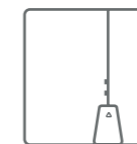
Three Phase Inverters
Page 20



Smart EV Charger
Page 72



Hybrid Inverters
Page 42



Connect & Monitor
Page 76



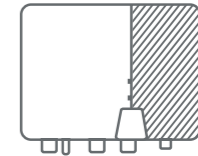
Single phase inverters



Perfect for home
& small business
applications

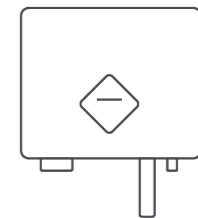
ASW S-S2 SERIES

ASW600S-S2
ASW800S-S2




ASW S-S SERIES

ASW1000S-S
ASW1500S-S
ASW2000S-S
ASW3000S-S



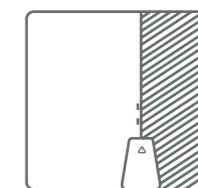
ASW S SERIES

ASW6000-S
ASW8000-S
ASW10000-S




ASW S-G2 SERIES

ASW1000-S-G2
ASW1500-S-G2
ASW2000-S-G2
ASW2500-S-G2



ASW S-G2 SERIES

ASW3000-S-G2
ASW3680-S-G2
ASW4000-S-G2
ASW5000-S-G2
ASW6000-S-G2



ASW S-S2 Series



Models:
ASW600S-S2
ASW800S-S2



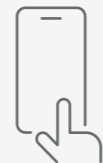
Easy-to-install

- Suitable for PV balcony systems
- Quick and easy to install with basic tools
- Quick setup and commissioning with the Solplanet app
- A4 size, compact and super light weight at 3.9 kg



Safe & reliable

- 250 % PV array oversizing for higher yields
- Integrated DC switch
- Higher yield due to very low 35 V start-up voltage
- IP66 rated design for outdoor use



User-friendly

- 16 A input current, ideal for high-power PV modules
- 24/7 PV plant monitoring via the Solplanet app
- Noise level < 20dB
- ShadeSol shadow management
- Smart meter interface for zero export applications

Technical Datasheet

	ASW600S-S2	ASW800S-S2		
Input (DC)	Max. PV array power	1500 Wp STC	2000 Wp STC	
	Max. input voltage	500V		
	MPP voltage range	35V to 420 V / 360 V		
	Full load MPP voltage range	65 ...400V	65 ...400 V	
	Min. input voltage	30 V		
	Initial. feed in voltage	35 V		
	Max. operating input current	16 A		
	Max. short circuit current	20 A		
	No. of independent MPPT inputs / strings per MPPT input	1 / 1		
	Output (AC)	Rated active power	600 W	800 W
Rated apparent power		600 VA	800 VA	
Max. apparent power		600 VA	800 VA	
AC nominal voltage		230 V		
AC voltage range		180 V to 260 V		
AC grid frequency / range		50 Hz / 45 Hz to 55 Hz		
Rated output current (A)		2.6 A	3.5 A	
Max. output current (A)		2.6 A	3.5 A	
Adjustable power factor range		0.8 leading to 0.8 lagging		
Feed-in phases		1		
Harmonic distortion (THD) at rated output	< 3 %			
Efficiency & Protection	Max. efficiency / European efficiency	97.2 % / 96.5 %		
	DC switch	●		
	Ground fault monitoring / grid monitoring	● / ●		
	DC reverse polarity protection / AC short circuit protection	● / ●		
	All-pole-sensitive residual-current monitoring unit	● / ●		
	Surge protection	● / Type III		
	Anti-Islanding protection	●		
	Protection class (according to IEC 62109-1) / overvoltage category (according to IEC 62109-1)	I / AC : III ; DC : II		
	Dimensions (W / H / D)	288 / 218 / 97mm		
	Weight	3.9kg		
General data	Operating temperature range	-25 °C...+60 °C		
	Self-consumption (at night)	< 1 W		
	Topology	Non-isolated		
	Cooling concept	Natural convection		
	Degree of protection (according to IEC 60529)	IP66		
	Climatic category (according to IEC 60721-3-4)	4K4H		
	Max. permissible value for relative humidity (non-condensing)	100%		
	Max. operating altitude	3000 m		
	Features	DC connection	Plug-in connector	
		AC connection	Plug-in connector	
Mounting type		Wall-mount bracket		
LED indicators (Status / Fault / Communication)		●		
24/7 monitoring		●		
Communication interface		●/●/●/○ (RS485 /Wi-Fi/ LAN /4G)		
Certificates and approvals (more available on request)	CE / IEC62109-1/IEC62109-2 / VDE-AR-N 4105:2018			

● standard features ○ optional features - not available

ASW S-S Series



Models:
ASW1000S-S
ASW1500S-S
ASW2000S-S
ASW3000S-S



Easy-to-install

- Quick & easy-to-install with basic tools
- Quick setup and commissioning with Solplanet apps
- Compact wall mount design



Safe & reliable

- International quality standards
- Integrated DC switch
- IP65 rated design for outdoor use



User-friendly

- User friendly app interface
- Online monitoring via Wi-Fi and Solplanet apps
- Distinguishable connection interfaces
- ShadeSol shadow management


Technical Datasheet

	ASW1000S-S	ASW1500S-S	ASW2000S-S	ASW3000S-S	
Input (DC)	Max. PV array power	1500 Wp STC	2250 Wp STC	3000 Wp STC	4500 Wp STC
	Max. input voltage	580 V			
	MPP voltage range / rated input voltage	80 V to 550 V / 360 V			
	Min. input voltage	80 V			
	Initial. feed in voltage	100 V			
	Max. operating input current	12 A			
	Max. short circuit current	18 A			
	No. of independent MPPT inputs / strings per MPPT input	1 / 1			
Output (AC)	Rated active power	1000 W	1500 W	2000 W	3000 W
	Rated apparent power	1000 VA	1500 VA	2000 VA	3000 VA
	Max. apparent power	1000 VA	1500 VA	2000 VA	3000 VA
	AC nominal voltage	220 V / 230 V / 240 V			
	AC voltage range	180 V to 290 V			
	AC grid frequency / range	50 Hz / 45 Hz to 55 Hz 60 Hz / 55 Hz to 65 Hz			
	Max. output current	5 A	7.5 A	10 A	13.6 A
	Adjustable power factor range	0.8 leading to 0.8 lagging			
	Feed-in phases	1			
	Harmonic distortion (THD) at rated output	< 3 %			
Efficiency & Protection	Max. efficiency / European efficiency	97.4% / 95.4 %	97.6 % / 96.3 %	97.6 % / 96.8 %	97.6 % / 97.1 %
	DC switch	●			
	Ground fault monitoring / grid monitoring	● / ●			
	DC reverse polarity protection / AC short circuit protection	● / ●			
	All-pole-sensitive residual-current monitoring unit	●			
	Anti-islanding Protection	●			
	Protection class (according to IEC 62109-1) / overvoltage category (according to IEC 62109-1)	I / AC : III ; DC : II			
General data	Dimensions (W / H / D)	320 / 264 / 94 mm			
	Weight	6.5 kg			
	Operating temperature range	-25°C ... +60°C			
	Self-consumption (at night)	< 1 W			
	Topology	Non-isolated			
	Cooling concept	Natural convection			
	Degree of protection (according to IEC 60529)	IP65			
	Climatic category (according to IEC 60721-3-4)	4K4H			
	Max. permissible value for relative humidity (non-condensing)	100%			
	Max. operating altitude	3000 m			
Features	DC connection	Plug-in connector			
	AC connection	Plug-in connector			
	Mounting type	Wall-mount bracket			
	LED indicators (Status / Fault / Communication)	●			
	Communication interface ¹⁾	● / ● / ● / ○ (RS485/Wi-Fi/LAN/4G)			
	Country of manufacture	China			
Certificates and approvals (more available on request)	CE, IEC62109, IEC61000, EN50549, AS/NZS 4777, C10/C11, IEC61727, IEC62116, IEC61683				

● Standard features / ○ optional features / – not available

1- 2-pin RS485 connection to approved smart meters for export power control applications

ASW S Series



Models:
ASW6000-S
ASW8000-S
ASW10000-S



Easy-to-install

- Quick & easy-to-install with basic tools
- Quick setup and commissioning with Solplanet apps
- Compact wall mount design



Safe & reliable

- International quality standards
- Integrated DC switch
- IP66 rated design for outdoor use



User-friendly

- 16 A input current, compatible with bifacial and large area PV modules
- 3 MPPTs for flexible PV array design
- ShadeSol shadow management

Technical Datasheet

	ASW6000-S	ASW8000-S	ASW10000-S	
Input (DC)	Max. PV array power	9000 Wp STC	12000 Wp STC	15000 Wp STC
	Max. input voltage	600V		
	MPP voltage range / rated input voltage	80 V - 560 V / 360 V		
	Min. input voltage	80 V		
	Initial. feed in voltage	100 V		
	Max. operating input current	16 A		
	Max. short circuit current	22.5 A		
	No. of independent MPPT inputs / strings per MPPT input	3 / 1		
Output (AC)	Rated active power	6000 W	8000 W	10000 W
	Rated apparent power	6000 VA	8000 VA	10000 VA
	Max. apparent power	6000 VA	8000 VA	10000 VA
	AC nominal voltage	220 V / 230 V / 240 V		
	AC voltage range	180 V to 295 V		
	AC grid frequency / range	50 Hz / 45 Hz to 55 Hz 60 Hz / 55 Hz to 65 Hz		
	Max. output current	30 A	40 A	50 A
	Adjustable power factor range	0.8 leading to 0.8 lagging		
Efficiency & Protection	Feed-in phases	1		
	Harmonic distortion (THD) at rated output	< 3%		
	Max. efficiency / European efficiency	97.7 % / 97.3 %		
	DC switch	●		
	Ground fault monitoring / grid monitoring	● / ●		
	DC reverse polarity protection / AC short circuit protection	● / ●		
	All-pole-sensitive residual-current monitoring unit	●		
	Anti-Islanding protection	●		
General data	Surge protection	● / Type II		
	Protection class (according to IEC 62109-1) / overvoltage category (according to IEC 62109-1)	I / AC: III; DC: II		
	Dimensions (W / H / D)	503 / 435 / 183 mm		
	Weight	< 19 kg		
	Operating temperature range	-25°C ... +60°C		
	Self-consumption (at night)	< 1 W		
	Topology	Non-isolated		
	Cooling concept	Natural convection		
Features	Degree of protection (according to IEC 60529)	IP66		
	Climatic category (according to IEC 60721-3-4)	4K4H		
	Max. permissible value for relative humidity (non-condensing)	100%		
	Max. operating altitude	3000 m		
Features	DC connection	Plug-in connector		
	AC connection	Plug-in connector		
	Mounting type	Wall-mount bracket		
	LED indicators (Status / Fault / Communication)	●		
	24/7 monitoring	●		
	Communication interface ¹	●/●/●/○ (RS485 /Wi-Fi/ LAN /4G)		
	Country of manufacture	China		
	Certificates and approvals (more available on request)	CE, EN50549, IEC62109, IEC62116, IEC61727, IEC61683, IEC60068, IEC61000, AS/NZS4777, C10/C11		


● Standard features / ○ optional features / – not available

Data at nominal conditions. All information is subject to change.

1) 2-pin RS485 to approved smart meters for export power control applications

Single phase inverters 1 to 2.5 kW

ASW S-G2 Series



Models:
ASW1000-S-G2
ASW1500-S-G2
ASW2000-S-G2
ASW2500-S-G2



Easy-to-install

- Quick & easy-to-install with basic tools
- Quick setup and commissioning with Solplanet apps
- Compact wall mount design



Safe & reliable

- International quality standards
- Integrated DC switch
- IP66 rated design for outdoor use



User-friendly

- 16 A input current, compatible with bifacial and large area PV modules
- Optional AC Power Supply
- ShadeSol shadow management
- Support anti-backflow function

Technical Datasheet


	ASW1000-S-G2	ASW1500-S-G2	ASW2000-S-G2	ASW2500-S-G2	
Input (DC)	Max. PV array power	1500 Wp STC	2250 Wp STC	3000 Wp STC	
	Max. input voltage	600 V	600 V	600 V	
	MPP voltage range	60 V to 560 V / 360 V			
	Full load MPP voltage range	200-500V			
	Min. input voltage	60 V			
	Initial. feed in voltage	100 V			
	Max. operating input current	16 A			
	Max. short circuit current	24 A			
	No. of independent MPPT inputs / strings per MPPT input	1 / 1			
Output (AC)	Rated active power	1000 W	1500 W	2000 W	
	Rated apparent power	1000 VA	1500 VA	2000 VA	
	Max. apparent power	1000 VA	1500 VA	2000 VA	
	AC nominal voltage	220 V / 230 V / 240 V			
	AC voltage range	180 V to 295 V			
	AC grid frequency / range	50 Hz / 45 Hz to 55 Hz 60 Hz / 55 Hz to 65 Hz			
	Max. output current (A)	5A	7.5 A	10 A	
	Adjustable power factor range	0.8 leading to 0.8 lagging			
	Feed-in phases	1			
Efficiency & Protection	Harmonic distortion (THD) at rated output	<3%			
	Max. efficiency / European efficiency	97.6% / 97.1%			
	DC switch	●			
	Ground fault monitoring / grid monitoring	● / ●			
	DC reverse polarity protection / AC short circuit protection	● / ●			
	All-pole-sensitive residual-current monitoring unit	●			
	Arc fault circuit interrupter (AFCI)	○			
	Anti-Islanding protection	●			
	Surge protection	● / Type II			
General data	Protection class (according to IEC 62109-1) / overvoltage category (according to IEC 62109-1)	I / AC: III; DC: II			
	Dimensions (W / H / D)	368 / 325 / 145 mm			
	Weight	9.5 kg			
	Operating temperature range	-25°C ... +60°C			
	Self-consumption (at night)	< 1 W			
	Topology	Non-isolated			
	Cooling concept	Natural convection			
	Degree of protection (according to IEC 60529)	IP66			
	Climatic category (according to IEC 60721-3-4)	4K4H			
Features	Max. permissible value for relative humidity (non-condensing)	100%			
	Max. operating altitude	4000 m			
	DC connection	Plug-in connector			
	AC connection	Plug-in connector			
	Mounting type	Wall-mount bracket			
	LED indicators (Status / Fault / Communication)	●			
	24/7 monitoring	●			
	Communication interface ¹⁾	●/●/●/○ (RS485 /Wi-Fi/ LAN /4G)			
	Country of manufacture	China			
Certificates and approvals(more available on request)	IEC 62109-1/2, EN50549-1, C10/C11,VDE-AR-N 4105				

● Standard features / ○ optional features / – not available

Data at nominal conditions. All information is subject to change.

1) Zero export installations supported with 2-pin RS485 for connection to approved smart meters.

ASW S-G2 Series



Models:
 ASW3000-S-G2
 ASW3680-S-G2
 ASW4000-S-G2
 ASW5000-S-G2
 ASW6000-S-G2



Easy-to-install

- Quick & easy-to-install with basic tools
- Quick setup and commissioning with Solplanet apps
- Compact wall mount design



Safe & reliable

- International quality standards
- Integrated DC switch
- IP66 rated design for outdoor use



User-friendly

- 16 A input current, compatible with bifacial and large area PV modules
- Optional AC Power Supply
- ShadeSol shadow management
- Support anti-backflow function
- 2 MPPTs for flexible PV array design

Technical Datasheet

ASW3000-S-G2 ASW3680-S-G2 ASW4000-S-G2 ASW5000-S-G2 ASW6000-S-G2

	ASW3000-S-G2	ASW3680-S-G2	ASW4000-S-G2	ASW5000-S-G2	ASW6000-S-G2	
Input (DC)	Max. PV array power	4500 Wp STC	5520 Wp STC	6000 Wp STC	9000 Wp STC	
	Max. input voltage	600V				
	MPP voltage range / rated input voltage	60V-560V/360V				
	Min. input voltage	60V				
	Initial. feed in voltage	100V				
	Max. operating input current	16A				
	Max. short circuit current	24A				
	No. of independent MPPT inputs / strings per MPPT input	2/1				
Output (AC)	Rated active power	3000 W	3680 W	4000 W	5000 W	6000 W
	Rated apparent power	3000 VA	3680 VA	4000 VA	5000 VA	6000 VA
	Max. apparent power	3000 VA	3680 VA	4000 VA	5000 VA	6000 VA
	AC nominal voltage	220 V / 230 V / 240 V				
	AC voltage range	180 V to 295 V				
	AC grid frequency / range	50 Hz / 45 Hz to 55 Hz 60 Hz / 55 Hz to 65 Hz				
	Max. output current	15A	16A	20A	25A	30A
	Adjustable power factor range	1 / 0.8 leading ... 0.8 lagging				
Efficiency & Protection	Feed-in phases	1				
	Harmonic distortion (THD) at rated output	< 3%				
	Max. efficiency / European efficiency	98.2% / 97.5%				
	DC switch	●				
	Ground fault monitoring / grid monitoring	● / ●				
	DC reverse polarity protection / AC short circuit Protection	● / ●				
	All-pole-sensitive residual-current monitoring unit	●				
	Surge protection	● / Type II				
	Arc fault circuit interrupter (AFCI)	○				
	Anti-Islanding protection	●				
General data	Protection class (according to IEC 62109-1) / overvoltage category (according to IEC 62109-1)	I / AC: III; DC: II				
	Dimensions (W / H / D)	368 / 325 / 145 mm				
	Weight	9.5 kg				
	Operating temperature range	-25°C ... +60°C				
	Self-consumption (at night)	< 1 W				
	Topology	Non-isolated				
	Cooling concept	Natural Convection				
	Degree of protection (according to IEC 60529)	IP66				
	Climatic category (according to IEC 60721-3-4)	4K4H				
	Max. permissible value for relative humidity (non-condensing)	100%				
Features	Max. operating altitude	4000 m				
	DC connection	Plug-in connector				
	AC connection	Plug-in Connector				
	Mounting type	Wall-mount bracket				
	LED Indicators (Status / Fault / Communication)	●				
	24/7 monitoring	●				
	Communication interface ¹	●/●/●/○ (RS485 /Wi-Fi/ LAN /4G)				
	Country of manufacture	China				
Certificates and approvals(more available on request)	AS/NZS 4777.2,IEC 62109-1/2, IEC 61727, IEC 62116, NB/T32004					

● standard features ○ optional features - not available


Data at nominal conditions. All information is subject to change.

1) Zero export installations supported with 2-pin RS485 for connection to approved smart meters

Three phase inverters

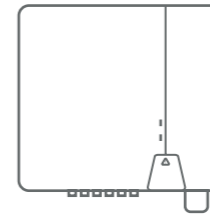


High yield, reliable residential and commercial inverters

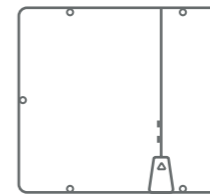


ASW LT-G2 Pro SERIES
ASW3K / 4K / 5K / 6K / 8K /
10K-LT-G2 Pro
ASW12K / 13K / 15K / 17K /
20K-LT-G2 Pro

ASW LT-G2 SERIES
ASW8K / 10K / 12K / 15K / 17K/
20K-LT-G2



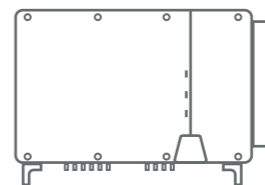
ASW LT-G3 SERIES
ASW25K / 27K / 30K / 33K /
36K / 40K-LT-G3



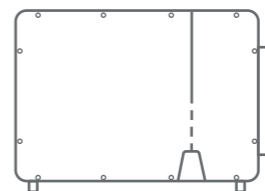
ASW LT-G2 SERIES
ASW30K / 33K / 36K / 40K / 45K /
50K-LT-G2

ASW LT-G2 Pro SERIES
ASW40K / 45K / 50K-LT-G2 Pro

ASW LT-G3 SERIES
ASW45K / 50K / 60K-LT-G3




ASW LT SERIES
ASW75K / 80K / 100K / 110K-LT
ASW125K-LT



ASW HT SERIES
ASW250K/333K/350K/360K-HT

Three phase inverters 3 to 10 kW

ASW LT-G2 Pro Series



Models:
 ASW3K-LT-G2 Pro
 ASW4K-LT-G2 Pro
 ASW5K-LT-G2 Pro
 ASW6K-LT-G2 Pro
 ASW8K-LT-G2 Pro
 ASW10K-LT-G2 Pro



Easy-to-install

- Quick & easy-to-install with basic tools
- Quick setup and commissioning with Solplanet apps
- Compact wall mount design



Safe & reliable

- International quality standards
- 150 % PV array oversizing for higher yields
- IP66 rated design for outdoor use



User-friendly

- User friendly app interface
- Max.20 A input current, ideal for bifacial and large area PV modules
- Wide MPP voltage range 150V-1000V
- ShadeSol shadow management

Technical Datasheet

	ASW 3K-LT-G2 Pro	ASW 4K-LT-G2 Pro	ASW 5K-LT-G2 Pro	ASW 6K-LT-G2 Pro	ASW 8K-LT-G2 Pro	ASW 10K-LT-G2 Pro	
Input (DC)	Max. PV array power	4500 Wp STC	6000 Wp STC	7500 Wp STC	9000 Wp STC	15000 Wp STC	
	Max. input voltage	1100 V					
	MPP voltage range / rated input voltage	150 V to 1000 V / 630 V					
	Min. input voltage	125 V					
	Initial. feed-in voltage	180 V					
	Max. operating input current	16 A / 16 A			20A / 16 A		
	Max. short circuit current	25 A / 25 A			30 A / 25 A		
No. of independent MPPT inputs / strings per MPPT input	2 / A :1 ; B : 1						
Output (AC)	Rated active power	3000 W	4000 W	5000 W	6000 W	8000 W	10000 W
	Rated apparent power	3000 VA	4000 VA	5000 VA	6000 VA	8000 VA	10000 VA
	Max. apparent power	3000 VA	4000 VA	5000 VA	6000 VA	8000 VA	10000 VA
	AC nominal voltage	220 V / 380 V 230 V / 400 V 240 V / 415 V					
	AC voltage range	160 V to 300 V					
	AC grid frequency / range	50 Hz / 45 Hz to 55 Hz 60 Hz / 55 Hz to 65 Hz					
	Max. output current	4.8A	6.4 A	8.0 A	9.6 A	12.8 A	16 A
	Adjustable power factor range	0.8 leading to 0.8 lagging					
	Feed-in phases	3 / 3-N-PE					
	Harmonic distortion (THD) at rated output	< 3%					
Efficiency & Protection	Max. efficiency / European efficiency	98.3 % / 97.9 %			98.6% / 98.2 %		
	DC Switch	●					
	Ground fault monitoring / grid monitoring	● / ●					
	DC reverse polarity protection / AC short circuit protection	● / ●					
	All-pole-sensitive residual-current monitoring unit	●					
	Arc fault circuit interrupter (AFCI)	○					
	Anti-Islanding protection	●					
	Surge protection	● / Type II					
	Protection class (according to IEC 62109-1) / overvoltage category (according to IEC 62109-1)	I / AC : III ; DC : II					
	Dimensions (W / H / D)	503 / 435 / 183 mm					
General data	Weight	16 kg					
	Operating temperature range	-25°C ... +60°C					
	Self-consumption (at night)	< 1 W					
	Topology	Non-isolated					
	Cooling concept	Natural Convection					
	Degree of protection (according to IEC 60529)	IP66					
	Climatic category (according to IEC 60721-3-4)	4K4H					
	Max. permissible value for relative humidity (non-condensing)	100 %					
	Max. operating altitude	3000 m					
	Features	DC connection	Plug-in connector				
AC connection		Plug-in connector					
Mounting type		Wall-mount bracket					
LED indicators (Status / Fault / Communication)		●					
24/7 monitoring		●					
Communication interface ¹		● / ● / ● / ○ (RS485 / Wi-Fi / LAN / 4G)					
Country of Manufacture		China					
Certificates and approvals (more available on request)	CE, EN50549, G98/99, VDE-AR-N4105, AS/NZS 4777, C10/C11, VFR 2014 & UTE C15, IEC62109, IEC62116, IEC61727, IEC61683, IEC60068, IEC61000, NB/T 32004						


● Standard features / ○ optional features / – not available

1- Zero export installations supported with 2-pin RS485 for connection to approved smart meters

Data at nominal conditions. All information is subject to change.

Three phase inverters 12 to 20 kW

ASW LT-G2 Pro Series



Models:
 ASW12K-LT-G2 Pro
 ASW13K-LT-G2 Pro
 ASW15K-LT-G2 Pro
 ASW17K-LT-G2 Pro
 ASW20K-LT-G2 Pro



Easy-to-install

- Quick & easy-to-install with basic tools
- Quick setup and commissioning with Solplanet apps
- Compact wall mount design



Safe & reliable

- International quality standards
- 150 % PV array oversizing for higher yields
- IP66 rated design for outdoor use



User-friendly

- User friendly app interface
- 20 A input current, ideal for bifacial and large area PV modules
- Wide MPP voltage range 150V-1000V
- ShadeSol shadow management

Technical Datasheet

	ASW 12K-LT-G2 Pro	ASW 13K-LT-G2 Pro	ASW 15K-LT-G2 Pro	ASW 17K-LT-G2 Pro	ASW 20K-LT-G2 Pro	
Input (DC)	Max. PV array power	18000 Wp STC	19500Wp STC	22500 Wp STC	30000 Wp STC	
	Max. input voltage	1100 V				
	MPP voltage range / rated input voltage	150 V to 1000 V / 630 V				
	Min. input voltage	125 V				
	Initial. feed-in voltage	180 V				
	Max. operating input current	32 A / 20 A	32 A / 20 A	32 A / 20 A	32 A / 32 A	32 A / 32 A
Input (DC)	Max. short circuit current	48 A / 30 A	48 A / 30A	48 A / 30 A	48 A / 48 A	48 A / 48 A
	No. of independent MPPT inputs / strings per MPPT input	2 / A:2;B:1	2 / A:2;B:1	2/A:2;B:1	2 / A:2;B:2	2 / A:2;B:2
Output (AC)	Rated active power	12000 W	13000 W	15000 W	17000 W	20000 W
	Rated apparent power	12000 VA	13000 VA	15000 VA	17000 VA	20000 VA
	Max. apparent power	12000 VA	13000 VA	15000 VA	17000 VA	20000 VA
Output (AC)	AC nominal voltage	220 V / 380 V 230 V / 400 V 240 V / 415 V				
	AC voltage range	160 V to 300 V				
	AC grid frequency / range	50 Hz / 45 Hz to 55 Hz 60 Hz / 55 Hz to 65 Hz				
Output (AC)	Max. output current	19.1 A	20.7 A	24 A	27.1 A	31.9 A
	Adjustable power factor range	0.8 leading to 0.8 lagging				
	Feed-in phases	3 / 3-N-PE				
Efficiency & Protection	Harmonic distortion (THD) at rated output	< 3 %				
	Max. efficiency / European efficiency	98.6% / 98.2 %				
	DC Switch	●				
	Ground fault monitoring / grid monitoring	● / ●				
	DC reverse polarity protection / AC short circuit protection	● / ●				
	All-pole-sensitive residual-current monitoring unit	●				
	Arc fault circuit interrupter (AFCI)	○				
	Anti-Islanding protection	●				
	Surge protection	● / Type II				
	Protection class (according to IEC 62109-1) / overvoltage category (according to IEC 62109-1)	I/AC: III; DC :II				
General data	Dimensions (W / H / D)	503 / 435 / 183 mm				
	Weight	17 kg				
	Operating temperature range	-25°C ... +60°C				
	Self-consumption (at night)	< 1 W				
	Topology	Non-isolated				
	Cooling concept	Active cooling				
	Degree of protection (according to IEC 60529)	IP66				
	Climatic category (according to IEC 60721-3-4)	4K4H				
	Max. permissible value for relative humidity (non-condensing)	100%				
	Max. operating altitude	3000 m				
Features	DC connection	Plug-in connector				
	AC connection	Plug-in connector				
	Mounting type	Wall-mount bracket				
	LED indicators (Status / Fault / Communication)	●				
	24/7 monitoring	●				
	Communication interface ¹⁾	●/●/●/○ (RS485 /Wi-Fi/ LAN /4G)				
	Country of manufacture	China				
Certificates and approvals (more available on request)	CE, EN50549, IEC62109, IEC62116, IEC61727, IEC61683, IEC60068, IEC61000, AS/NZS4777, C10/C11					


● Standard features / ○ optional features / – not available

1- Zero export installations supported with 2-pin RS485 for connection to approved smart meters

Data at nominal conditions. All information is subject to change.

Three phase inverters 8 to 20 kW

ASW LT-G2 Series



Models:
 ASW8K-LT-G2
 ASW10K-LT-G2
 ASW12K-LT-G2
 ASW15K-LT-G2
 ASW17K-LT-G2
 ASW20K-LT-G2



Easy-to-install

- Quick & easy-to-install with basic tools
- Quick setup and commissioning with Solplanet apps
- Compact wall mount design



Safe & reliable

- International quality standards
- 150 % PV array oversizing for higher yields
- IP66 rated design for outdoor use



User-friendly

- User friendly app interface
- 13 A input current, ideal for bifacial and large area PV modules
- Wide MPP voltage range 150V-1000V
- ShadeSol shadow management


Technical Datasheet

	ASW 8K-LT-G2	ASW 10K-LT-G2	ASW 12K-LT-G2	ASW 15K-LT-G2	ASW 17K-LT-G2	ASW 20K-LT-G2	
Input (DC)	Max. PV array power	12000 Wp STC	15000 Wp STC	18000 Wp STC	22500 Wp STC	30000 Wp STC	
	Max. input voltage	1100 V					
	MPP voltage range / rated input voltage	150 V to 1000 V / 630 V					
	Min. input voltage	125 V					
	Initial. feed-in voltage	150 V					
	Max. operating input current	26 A / 13 A	26 A / 13 A	26 A / 26 A	26A/26A	26A/26A	
	Max. short circuit current	40 A / 20 A	40 A / 20 A	40 A / 40 A	40A /40 A	40A/40A	
	No. of independent MPPT inputs /strings per MPPT input	2 / A:1;B:1	2 / A:1;B:1	2 / A:2;B:1	2/A:2;B:1	2 / A:2;B:2	2 / A:2;B:2
Output (AC)	Rated active power	8000 W	10000 W	12000 W	15000 W	17000 W	20000 W
	Rated apparent power	8000 VA	10000 VA	12000 VA	15000 VA	17000 VA	20000 VA
	Max. apparent power	8000 VA	10000 VA	12000 VA	15000 VA	17000 VA	20000 VA
	AC nominal voltage	220 V / 380 V 230 V / 400 V 240 V / 415 V					
	AC voltage range	160 V to 300 V					
	AC grid frequency / range	50 Hz / 45 Hz to 55 Hz 60 Hz / 55 Hz to 65 Hz					
	Max. output current	12.8 A	16 A	19.1 A	24 A	27.1 A	31.9 A
	Adjustable power factor range	0.8 leading to 0.8 lagging					
	Feed-in phases	3 / 3-N-PE					
	Harmonic distortion (THD) at rated output	<3 %					
Efficiency & Protection	Max. efficiency / European efficiency	98.6 % / 98.2 %					
	DC Switch	●					
	Ground fault monitoring / grid monitoring	● / ●					
	DC reverse polarity protection / AC short circuit protection	● / ●					
	All-pole-sensitive residual-current monitoring unit	●					
	Anti-Islanding protection	●					
	Surge protection	● / Type II					
	Protection class (according to IEC 62109-1) / overvoltage category (according to IEC 62109-1)	I / AC: III; DC: II					
General data	Dimensions (W / H / D)	503 / 435 / 183 mm					
	Weight	16 kg	17 kg				
	Operating temperature range	-25°C ... +60°C					
	Self-consumption (at night)	< 1 W					
	Topology	Non-isolated					
	Cooling concept	Natural convection	Active cooling				
	Degree of protection (according to IEC 60529)	IP66					
	Climatic category (according to IEC 60721-3-4)	4K4H					
	Max. permissible value for relative humidity (non-condensing)	100%					
	Max. operating altitude	3000 m					
Features	DC connection	Plug-in connector					
	AC connection	Plug-in connector					
	Mounting type	Wall-mount bracket					
	LED indicators (Status / Fault / Communication)	●					
	Communication interface	●/●/●/○ (RS485 /Wi-Fi/ LAN /4G)					
	Country of manufacture	China					
Certificates and approvals (more available on request)	CE, EN50549, IEC62109, IEC62116, IEC61727, IEC61683, IEC60068, IEC61000, AS/NZS4777, C10/C11						

● Standard features / ○ optional features / – not available
 Data at nominal conditions. All information is subject to change.

Three phase inverters 25 to 40 kW

ASW LT-G3 Series



Models:
 ASW25K-LT-G3
 ASW27K-LT-G3
 ASW30K-LT-G3
 ASW33K-LT-G3
 ASW36K-LT-G3
 ASW40K-LT-G3



Easy-to-install

- Quick & easy-to-install with basic tools
- Quick setup and commissioning with Solplanet apps
- Compact wall mount design



Safe & reliable

- International quality standards
- 150 % PV array oversizing for higher yields
- IP66 rated design for outdoor use



User-friendly

- 20A input current, ideal for bifacial and large area PV modules
- 3 MPPTs for flexible PV array design
- Wide MPP voltage range 180V-1000V
- ShadeSol shadow management

Technical Datasheet

	ASW 25K-LT-G3	ASW 27K-LT-G3	ASW 30K-LT-G3	ASW 33K-LT-G3	ASW 36K-LT-G3	ASW 40K-LT-G3	
Input (DC)	Max. PV array power	37500 Wp STC	40500 Wp STC	45000 Wp STC	49500 Wp STC	60000 Wp STC	
	Max. input voltage	1100 V					
	MPP voltage range / rated input voltage	180 V - 1000 V / 630 V					
	Min. input voltage	160 V					
	Initial. feed-in voltage	200 V					
	Max. operating input current	32A / 32 A / 32A			32A / 32 A / 40A		
	Max. short circuit current	48 A / 48A / 48A			48 A / 48A / 60A		
No. of independent MPPT inputs / strings per MPPT input	3 / A:2;B:2;C:2			3 / A:2;B:2;C:2			
Output (AC)	Rated active power	25000W	27000W	30000W	33000W	36000W	40000W
	Rated apparent power	25000 VA	27000 VA	30000 VA	33000 VA	36000 VA	40000 VA
	Max. apparent power	25000 VA	27000 VA	30000 VA	33000 VA	36000 VA	40000 VA
	AC nominal voltage	220 V / 380 V 230 V / 400 V 240 V / 415 V					
	AC voltage range	180 V to 305 V / 312 V to 528V					
	AC grid frequency / range	50 Hz / 45 Hz to 55 Hz 60 Hz / 55 Hz to 65 Hz					
	Max. output current	39.9A	43.0A	47.8A	52.6A	57.4A	63.8A
	Adjustable power factor range	0.8 leading to 0.8 lagging					
	Feed-in phases	3 / 3-N-PE					
	Harmonic distortion (THD) at rated output	< 3%					
	Efficiency & Protection	Max. efficiency / European efficiency	98.4% / 98.2%				
		DC Switch	●				
		Ground fault monitoring / grid monitoring	● / ●				
DC reverse polarity protection / AC short circuit protection		● / ●					
All-pole-sensitive residual-current monitoring unit		●					
Arc fault circuit interrupter (AFCI)		○					
Anti-islanding Protection		●					
Surge protection		● / Type II					
Protection class (according to IEC 62109-1) / overvoltage category (according to IEC 62109-1)		I / AC: III; DC: II					
Dimensions (W / H / D)		543 / 520 / 235 mm					
General data	Weight	29 kg		30 kg			
	Operating temperature range	-25°C ... +60°C					
	Self-consumption (at night)	< 1 W					
	Topology	Non-isolated					
	Cooling concept	Active cooling					
	Degree of protection (according to IEC 60529)	IP66					
	Climatic category (according to IEC 60721-3-4)	4K4H					
	Max. permissible value for relative humidity (non-condensing)	100 %					
	Max. operating altitude	3000 m					
	Features	DC connection	Plug-in connector				
AC connection		Plug-in connector					
Mounting type		Wall-mount bracket					
LED Indicators (Status / Fault / Communication)		●					
24/7 monitoring		●					
Communication interface ¹		●/●/●/○ (RS485 /Wi-Fi/ LAN /4G)					
Country of manufacture		China					
Certificates and approvals (more available on request)	CE, EN50549 ,IEC62109, IEC62116, IEC61727, IEC61000, NB/T 32004						

● Standard features / ○ optional features / – not available

1- Zero export installations supported with 2-pin RS485 for connection to approved smart meters

ASW LT-G2 Series



Models:
 ASW30K-LT-G2
 ASW33K-LT-G2
 ASW36K-LT-G2
 ASW40K-LT-G2
 ASW45K-LT-G2
 ASW50K-LT-G2



Easy-to-install

- Quick & easy-to-install with basic tools
- Quick setup and commissioning with Solplanet apps
- Compact wall mount design



Safe & reliable

- International quality standards
- 150 % PV array oversizing for higher yields
- IP66 rated design for outdoor use



User-friendly

- 13 A input current, ideal for bifacial and large area PV modules
- 5 MPPTs for flexible PV array design
- Wide MPP voltage range 200V-1000V
- ShadeSol shadow management

Technical Datasheet

	ASW 30K-LT-G2	ASW 33K-LT-G2	ASW 36K-LT-G2	ASW 40K-LT-G2	ASW 45K-LT-G2	ASW 50K-LT-G2	
Input (DC)	Max. PV array power	45000 Wp STC	49500 Wp STC	54000 Wp STC	60000 Wp STC	75000 Wp STC	
	Max. input voltage	1100 V					
	MPP voltage range / rated input voltage	200 V to 1000 V / 630 V					
	Min. input voltage	200 V					
	Initial. feed-in voltage	250 V					
	Max. operating input current	26 A					
	Max. short circuit current	40 A					
	No. of independent MPPT inputs / strings per MPPT input	3 / 2	3 / 2	3 / 2	4 / 2	4 / 2	5 / 2
Output (AC)	Rated active power	30000 W	33000 W	36000 W	40000 W	45000 W	50000 W
	Rated apparent power	30000 VA	33000 VA	36000 VA	40000 VA	45000 VA	50000 VA
	Max. apparent power	30000 VA	33000 VA	36000 VA	40000 VA	45000 VA	50000 VA
	AC nominal voltage	220 V / 380 V 230 V / 400 V					
	AC voltage range	180-305 V / 312-528 V					
	AC grid frequency / range	50 Hz / 45 Hz to 55 Hz 60 Hz / 55 Hz to 65 Hz					
	Max. output current	50.0 A	55.0 A	60.0 A	66.7 A	75.0 A	80.0 A
	Adjustable power factor range	0.8 leading to 0.8 lagging					
	Feed-in phases	3 / 3-N-PE					
	Harmonic distortion (THD) at rated output	< 3%					
Efficiency & Protection	Max. efficiency / European efficiency	98.6% / 98.3%					
	DC switch	●					
	Ground fault monitoring / grid monitoring	● / ●					
	DC reverse polarity protection / AC short circuit protection	● / ●					
	All-pole-sensitive residual-current monitoring unit	●					
	Anti-islanding Protection	●					
	Surge protection	● / Type II					
	Protection class (according to IEC 62109-1) / overvoltage category (according to IEC 62109-1)	I / AC: III; DC: II					
	Dimensions (W / H / D)	670 / 580 / 270 mm					
	Weight	43 kg					
General data	Operating temperature range	-25°C ... +60°C					
	Self-consumption (at night)	< 1 W					
	Topology	Non-isolated					
	Cooling concept	Active cooling					
	Degree of protection (according to IEC 60529)	IP66					
	Climatic category (according to IEC 60721-3-4)	4K4H					
	Max. permissible value for relative humidity (non-condensing)	100 %					
	Max. operating altitude	3000 m					
	Features	DC connection	Plug-in connector				
		AC connection	OT connector				
Mounting type		Wall-mount bracket					
LED indicators (Status / Fault / Communication)		●					
Communication interface		●/●/●/○ (RS485 /Wi-Fi/ LAN /4G)					
Country of manufacture		China					
Certificates and approvals(more available on request)	CE, EN50549, IEC62109, IEC62116, IEC61727, IEC61683, IEC61000, NB/T 32004						

● Standard features / ○ optional features / – not available
 Data at nominal conditions. All information is subject to change.

Three phase inverters 40 to 50 kW

ASW LT-G2 Pro Series



Models:
ASW40K-LT-G2 Pro
ASW45K-LT-G2 Pro
ASW50K-LT-G2 Pro



Easy-to-install

- Quick & easy-to-install with basic tools
- Quick setup and commissioning with Solplanet apps
- Compact wall mount design



Safe & reliable

- International quality standards
- 150 % PV array oversizing for higher yields
- IP66 rated design for outdoor use



User-friendly

- 16 A input current, ideal for bifacial and large area PV modules
- 5 MPPTs for flexible PV array design
- Wide MPP voltage range 200V-1000V
- ShadeSol shadow management

Technical Datasheet

	ASW40K-LT-G2 Pro	ASW45K-LT-G2 Pro	ASW50K-LT-G2 Pro	
Input (DC)	Max. PV array power	60000 Wp STC	67500 Wp STC	75000 Wp STC
	Max. input voltage	1100 V		
	MPP voltage range / rated input voltage	200 V - 1000 V / 630 V		
	Min. input voltage	200 V		
	Initial. feed-in voltage	250 V		
	Max. operating input current	32A		
	Max. short circuit current	48A		
	No. of independent MPPT inputs / strings per MPPT input	4 / 2	4 / 2	5 / 2
Output (AC)	Rated active power	40000 W	45000 W	50000 W
	Rated apparent power	40000 VA	45000 VA	50000 VA
	Max. apparent power	40000 VA	45000 VA	50000 VA
	AC nominal voltage	220 V / 380 V 230 V / 400 V		
	AC voltage range	180 V to 305 V / 312 V to 528 V		
	AC grid frequency / range	50 Hz / 45 Hz to 55 Hz 60 Hz / 55 Hz to 65 Hz		
	Max. output current	66.7 A	75.0 A	80.0 A
	Adjustable power factor range	0.8 leading to 0.8 lagging		
Efficiency & Protection	Feed-in phases	3 / 3-N-PE		
	Harmonic distortion (THD) at rated output	< 3%		
	Max. efficiency / European efficiency	98.6% / 98.3%		
	DC switch	●		
	Ground fault monitoring / grid monitoring	● / ●		
	DC reverse polarity protection / AC short circuit protection	● / ●		
	All-pole-sensitive residual-current monitoring unit	●		
	Anti-islanding Protection	●		
General data	Surge protection	● / Type II		
	Protection class (according to IEC 62109-1) / overvoltage category (according to IEC 62109-1)	I / AC: III; DC: II		
	Dimensions (W / H / D)	670 / 640 / 270 mm		
	Weight	43 kg		
	Operating temperature range	-25°C ... +60°C		
	Self-consumption (at night)	< 1 W		
	Topology	Non-isolated		
	Cooling concept	Active cooling		
Features	Degree of protection (according to IEC 60529)	IP66		
	Climatic category (according to IEC 60721-3-4)	4K4H		
	Max. permissible value for relative humidity (non-condensing)	100%		
	Max. operating altitude	3000 m		
	DC connection	Plug-in connector		
AC connection	OT connector			
Mounting type	Wall-mount bracket			
LED indicators (Status / Fault / Communication)	●			
Communication interface	● / ● / ● / ○ (RS485 / Wi-Fi / LAN / 4G)			
Country of manufacture	China			
Certificates and approvals (more available on request)	CE, EN50549, IEC62109, IEC62116, IEC61727, IEC61683, IEC61000, NB/T 32004			

● Standard features / ○ optional features / – not available

Data at nominal conditions. All information is subject to change.

ASW LT-G3 Series



Models:
ASW45K-LT-G3
ASW50K-LT-G3
ASW60K-LT-G3



Easy-to-install

- Phoenix Contact connectors for reliable tool-free DC connection
- Compact wall mount design
- Fuse-free design thereby reducing BOS cost
- Setup, commissioning and monitoring via the Solplanet app



Higher Yields

- 150 % PV array oversizing for higher yields
- Up to 5 MPPT's for flexible PV array design
- Max. 20 A input current per string, ideal for bifacial and large area PV modules
- ShadeSol - improved generation under non-ideal conditions



Safe & reliable

- Type II AC & DC Surge Protection
- Integrated DC switches
- IP66 rated design for outdoor use

Technical Datasheet

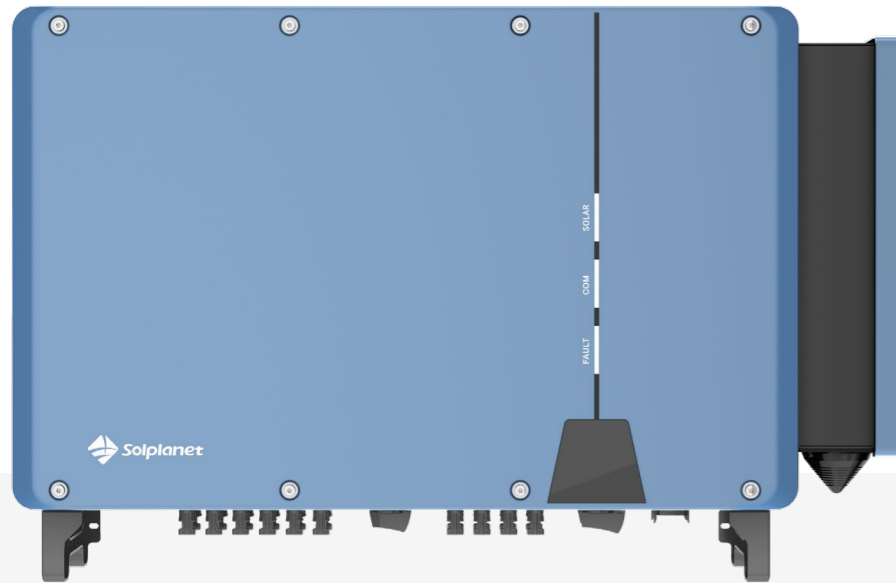
	ASW45K-LT-G3	ASW50K-LT-G3	ASW60K-LT-G3	
Input (DC)	Max. PV array power	67500 Wp STC	75000 Wp STC	90000 Wp STC
	Max. input voltage	1100 V		
	MPP voltage range / rated input voltage	200 V - 1000 V / 630 V		
	Min. input voltage	200 V		
	Initial. feed-in voltage	250 V		
	Max. operating input current	40 A / 32 A / 32 A / 40 A	40 A / 32 A / 32 A / 40 A / 32 A	40 A / 32 A / 32 A / 40 A / 32 A
	Max. short circuit current	60 A / 48 A / 48 A / 60 A	60 A / 48 A / 48 A / 60 A / 48 A	60 A / 48 A / 48 A / 60 A / 48 A
No. of independent MPPT inputs / strings per MPPT input	4 / 2	5 / 2	5 / 2	
Output (AC)	Rated active power	45000 W	50000 W	60000 W
	Rated apparent power	45000 VA	50000 VA	60000 VA
	Max. apparent power	45000 VA	50000 VA	60000 VA
	AC nominal voltage	220 V / 380 V 230 V / 400 V		
	AC voltage range	180 V to 305 V / 312 V to 528 V		
	AC grid frequency / range	50 Hz / 45 Hz to 55 Hz 60 Hz / 55 Hz to 65 Hz		
	Max. output current	75.2 A	83.6 A	95.3 A
Adjustable power factor range	0.8 leading to 0.8 lagging			
Feed-in phases	3 / 3-N-PE			
Harmonic distortion (THD) at rated output	< 3%			
Efficiency & Protection	Max. efficiency / European efficiency	98.6% / 98.3%		
	DC switch	●		
	Ground fault monitoring / grid monitoring	● / ●		
	DC reverse polarity protection / AC short circuit protection	● / ●		
	All-pole-sensitive residual-current monitoring unit	●		
	Arc fault circuit interrupter (AFCI)	○		
	Anti-islanding Protection	●		
	Surge protection	● / Type II		
	Protection class (according to IEC 62109-1) / overvoltage category (according to IEC 62109-1)	I / AC: III; DC: II		
	Sunspec protocol	●		
General data	Dimensions (W / H / D)	670 / 640 / 270 mm		
	Weight	42.5 kg		
	Operating temperature range	-25°C ... +60°C		
	Self-consumption (at night)	< 1 W		
	Topology	Non-isolated		
	Cooling concept	Active cooling		
	Degree of protection (according to IEC 60529)	IP66		
	Climatic category (according to IEC 60721-3-4)	4K4H		
	Relative humidity (non-condensing)	100%		
	Max. operating altitude	4000 m		
Features	DC connection	Plug-in connector		
	AC connection	OT/DT Connector		
	Mounting type	Wall-mount bracket		
	LED indicators (Status / Fault / Communication)	●		
	24/7 monitoring	●		
	Communication interface	●/●/●/○ (RS485 /Wi-Fi/ LAN /4G)		
	Country of manufacture	China		
Certificates and approvals (more available on request)	CE, IEC 62109-1/2, IEC 61727,IEC 62116,IEC61683,G98/G99,VDE4110,VED4105,EN50549-1/2			

● Standard features / ○ optional features / – not available

1- Zero export installations supported with 2-pin RS485 for connection to approved smart meters

Three phase inverters 75 to 110 kW

ASW LT Series



Models:
ASW75K-LT
ASW80K-LT
ASW100K-LT
ASW110K-LT



Safe and Reliable

- TYPE II Surge Protection for DC&AC
- IP66 rated design for outdoor use
- Fuse free design



Higher Yields

- ShadeSol shadow management
- 32A input current each MPPT, ideal for bifacial and large area PV modules
- 10 MPPTs for flexible PV array design for higher yields



User-friendly

- Support 7*24H monitoring
- Quick setup and commissioning with Solplanet Apps
- String-level Management

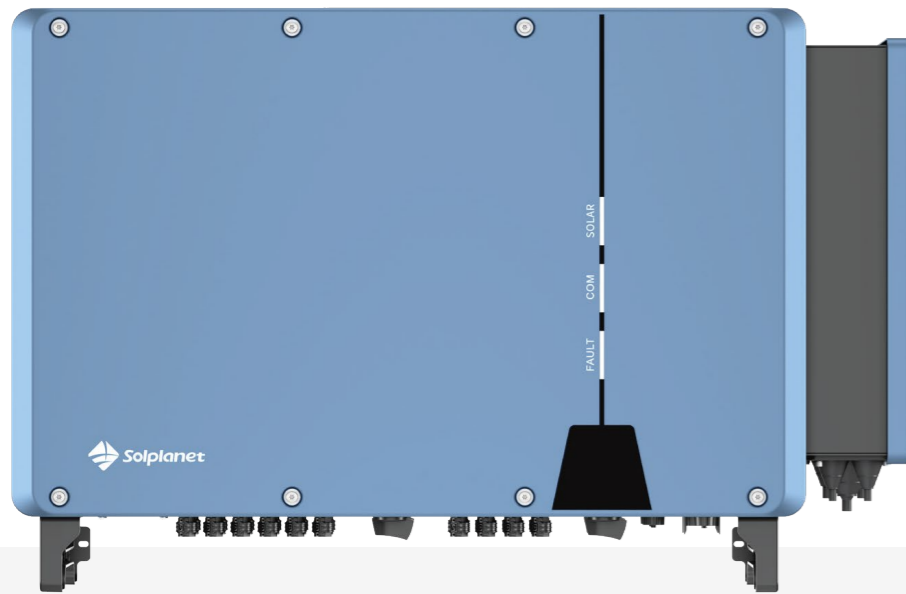
Technical Datasheet

	ASW 75K-LT	ASW 80K-LT	ASW 100K-LT	ASW 110K-LT	
Input (DC)	Max. PV array power	112500 Wp STC	120000 Wp STC	150000 Wp STC	
	Max. input voltage	1100 V			
	MPP voltage range / rated input voltage	200V - 1000 V / 630 V			
	Min. input voltage	200 V			
	Initial. feed-in voltage	250 V			
	Max. operating input current	32 A			
	Max. short circuit current	48 A			
	No. of independent MPPT inputs / strings per MPPT input	8/2	8/2	10/2	10/2
Output (AC)	Rated active power	75000 W	80000 W	100000 W	110000 W
	Rated appearant power	75000 VA	80000 VA	100000 VA	110000 VA
	Max. apparent power	75000 W	88000 W	110000 W	121000 W
	AC nominal voltage	220 V / 380 V 230 V / 400 V			
	AC voltage range	312 V - 528 V			
	AC grid frequency / range	50 Hz / 45 Hz - 55 Hz 60 Hz / 55 Hz - 65 Hz			
	AC nominal output current	114.0 A	115.8 A	144.3 A	158.8 A
	Max. output current	114.0 A	127.0 A	158.8 A	174.7 A
	Adjustable power factor range	0.8 leading to 0.8 lagging			
	Feed-in phases	3 / 3-N-PE			
Efficiency & Protection	Harmonic distortion (THD) at rated output	< 3%			
	Max. efficiency / European efficiency	98.6% / 98.4%			
	DC switch	●			
	Ground fault monitoring / grid monitoring	● / ●			
	DC reverse polarity protection / AC short circuit protection	●			
	AC Overcurrent Protection	●			
	DC Surge Protection	Type II			
	AC Surge Protection	Type II			
	Residual Current Monitoring Unit	●			
	Arc fault circuit interrupter (AFCI)	○			
General data	Anti-islanding Protection	●			
	Protection class (according to IEC 62109-1) / overvoltage category (according to IEC 62109-1)	I / AC: III; DC: II			
	Dimensions (W / H / D)	984/ 640 / 330 mm			
	Weight	86 kg			
	Operating temperature range	-25°C ... +60°C			
	Self-consumption (at night)	< 3 W			
	Topology	Non-isolated			
	Cooling concept	Active cooling			
	Degree of protection (according to IEC 60529)	IP66			
	Climatic category (according to IEC 60721-3-4)	4K4H			
Features	Max. permissible value for relative humidity (non-condensing)	100%			
	Max. operating altitude	4000 m			
	EMC	CLASS B			
	DC Connector	DC Plug-in connector			
	AC Connector	OT/DT Terminal (Max.240mm2)			
	LED indicators (Status / Fault / Communication)	●			
	24/7 moitoring	●			
	Communication interface	●/●/●/○ (RS485 /Wi-Fi/ LAN /4G)			
	Modbus-Sunspec protocol	●			
	Certificates and approvals (more available on request)	CE, IEC 62109-1/2, IEC 61727, IEC 62116, IEC61683, EN50549-1/2, VDE4105			

● standard features ○ optional

Data at nominal conditions. All information is subject to change.

ASW LT Series



Models:
ASW125K-LT



Higher Yields

- Up to 40 A per MPPT, ideal for bi-facial and large area PV modules
- ShadeSol - improved generation under non-ideal conditions
- 110% overload



Smart O&M

- String-level management
- Type I+II SPD surge protection for DC&AC
- Integrated DC switch
- PID recovery (optional)



User-friendly

- IP66 rated design for indoor and outdoor use
- Intelligent arc fault detection (AFCI)
- Quick and easy-to-install with standard tools


Technical Datasheet

ASW 125K-LT

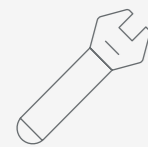
Input (DC)	Max. PV array power	187500 Wp STC
	Max. input voltage	1100 V
	MPP voltage range / rated input voltage	200 V - 1000 V / 630 V
	Min. input voltage	200 V
	Initial. feed-in voltage	250 V
	Max. operating input current	10 * 40 A
	Max. short circuit current	10 * 50 A
	No. of independent MPPT inputs / strings per MPPT input	10 / 2
Output (AC)	Rated active power	125000 W
	Rated apparent power	125000 VA
	Max. apparent power	137500 VA
	AC nominal voltage	220 V / 380 V 230 V / 400 V
	AC voltage range	180 to 305 V / 312 V to 528 V
	AC grid frequency / range	50Hz / 60HZ 45Hz - 65Hz
	Nominal output current	190.0 A
	Max. output current	209.0 A
	Adjustable power factor range	0.8 leading to 0.8 lagging
	Feed-in phases	3 / 3-N-PE
Harmonic distortion (THD) at rated output	≤ 3 %	
Efficiency & Protection	Max. efficiency / European efficiency	98.6 % / 98.4 %
	DC switch	●
	Ground fault monitoring	●
	Grid monitoring	●
	DC reverse polarity protection	●
	AC short-circuit protection	●
	All-pole-sensitive residual-current monitoring unit	●
	Anti-islanding protection	●
	DC surge protection	Type II: ● Type I+II: ○
	AC surge protection	Type I+II: ○
	Arc Fault circuit interrupter (AFCI)	●
	PID recovery	○
	Protection class (according to IEC 62109-1) / Overvoltage category (according to IEC 62109-1)	I / AC: III; DC: II
	Sunspec protocol (RTU)	●
General data	Dimensions (W / H / D)	984 / 640 / 330 mm
	Weight	87.0 kg
	Operating temperature range	-30°C ... +60°C
	Self-consumption (at night)	< 5 W
	Topology	Non-isolated
	Cooling concept	Active cooling
	Degree of protection (according to IEC 60529)	IP66
	Climatic category (according to IEC 60721-3-4)	4K4H
	Relative humidity (non-condensing)	100%
	Max. operating altitude	4000 m
Features	DC connection	Sunclix
	AC connection	OT/DT Connector
	LED indicators (Status / Fault / Communication)	●
	Communication interface	●/●/●/○ (RS485 /Wi-Fi/ LAN /4G)
	Certificates and approvals (more available on request)	CE, IEC 62109-1/2, IEC 63027, IEC61727, EN50549

● standard features ○ optional features - not available

ASW HT Series



Models:
ASW250K-HT
ASW333K-HT
ASW350K-HT
ASW360K-HT



Safe & reliable

- ABUS to enhance communication stability and reduce cable costs
- Designed to operate in challenging global environmental conditions
- DC connector and AC terminal temperature detection
- High operation capability in weak grid
- Smart DC connector disconnection



Minimizing LCOE

- Maximizing yield by leading conversion efficiency > 99%
- Compatible with max. 500mm² AC cables
- Night and day time reactive power control
- 75A per MPPT, compatible with high current PV modules



Smart O&M

- Secured and reliable remote firmware upgrade simplifying long-term operation
- Smart I-V Curve tracing for easy diagnostics
- Smart self-cleaning fans
- Anti-PID solution to mitigate PV module degradation

Technical Datasheet

ASW250K-HT

ASW320K-HT

ASW330K-HT

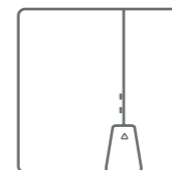
ASW360K-HT

		ASW250K-HT	ASW320K-HT	ASW330K-HT	ASW360K-HT
Input (DC)	Max. input voltage	1500V			
	MPP voltage range / rated input voltage	500V - 1500 V / 1080 V			
	Min. input voltage	500 V			
	Start up input voltage	550 V			
	Max. operating input current per MPP	75 A			
	Max. short circuit current per MPP	113 A			
	No. of independent MPPT inputs / strings per MPPT input	5 / 5	6 / 5		
Output (AC)	AC output power	250000 VA @ 50°C	333000 VA @ 40°C	352000 VA @ 30°C 320000 VA @ 40°C	363000 VA @ 30°C 330000 VA @ 40°C
	AC nominal voltage	800 V			
	AC voltage range	640 V - 920 V			
	AC grid frequency / range	50 Hz / 45 Hz - 55 Hz			
		60 Hz / 55 Hz - 65 Hz			
	Max. output current	198.5 A	240.3 A	254.0 A	262.0 A
	Adjustable power factor range	0.8 leading to 0.8 lagging			
	Feed-in phases	3 / 3-PE			
	THD	< 3%			
Efficiency	Max. efficiency / European efficiency	99.01 % / 98.52 %			
Efficiency & Protection	Smart DC switch	●			
	AC / DC temperature detection	●			
	Anti-islanding protection	●			
	AC overcurrent protection	●			
	DC reverse-polarity protection	●			
	AC short circuit protection	●			
	PV string monitoring	●			
	DC surge protection	Type II			
	AC surge protection	Type II			
	Residual Current Monitoring Unit (RCMU)	●			
	Ground fault monitoring	●			
	Grid monitoring	●			
	Anti-PID	○			
	General data	Dimensions (W / H / D)	1,158 / 760 / 382 mm		
Weight		≤ 116.0 kg	≤ 117.0 kg		
Operating temperature range		-30°C ... +60°C			
Self-consumption (at night)		< 5 W			
Topology		Non-isolated			
Cooling concept		Smart forced cooling			
Protection degree		IP66			
Relative humidity		0-100% (non-condensing)			
Features	DC connector	DC Plug-in connector			
	AC connector	OT / DT Terminal (Max.500mm ²)			
	Display	LED, Bluetooth + APP			
	USB	●			
	Communication	RS485 / ABUS			
Compliance	Certificates and approvals (more available on request)	IEC 62109-1/2, IEC 61727, IEC 62116, IEC 61683, IEC 60086, EN 50549-2			

● standard features ○ optional features

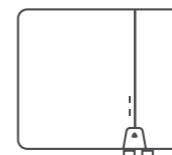
Hybrid Inverters

Perfect for home
& small commercial and
industrial applications



ASW H-S2 SERIES

ASW3000 / 3680 / 4000 /
5000 / 6000H-S2

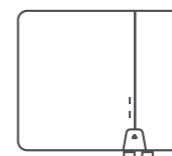


ASW H-T2 SERIES

ASW05k / 06k / 08k / 10k / 12kH-T2
ASW05k / 06k / 08k / 10k / 12kH-T2-O

ASW H-T3 SERIES

ASW08k / 10k / 12kH-T3
ASW08k / 10k / 12kH-T3-O



ASW H-T2-DG SERIES

ASW05k / 06k / 08k / 10k / 12kH-T2-DG

ASW H-T3-DG SERIES

ASW08k / 10k / 12kH-T3-DG



ASW TH SERIES

ASW015K / 020K / 025K / 29.9K / 030K-TH



ASW A-S SERIES

ASW0600/1250A-S	ASW0600/2500A-S
ASW0800/1250A-S	ASW0800/2500A-S
ASW1000/1250A-S	ASW1000/2500A-S

Single phase hybrid inverters 3 to 6 kW

ASW H-S2 Series



Models:
 ASW3000H-S2
 ASW3680H-S2
 ASW4000H-S2
 ASW5000H-S2
 ASW6000H-S2



Easy-to-install

- Quick & easy-to-install with basic tools
- Quick setup and commissioning with Solplanet apps
- Compact wall mount design



Safe & reliable

- Smart energy management
- UPS capability - power during blackouts
- IP66 rated design for outdoor use



User-friendly

- User friendly app interface
- Online monitoring via Wi-Fi and Solplanet apps
- ShadeSol shadow management

Technical Datasheet

	ASW3000H-S2	ASW3680H-S2	ASW4000H-S2	ASW5000H-S2	ASW6000H-S2	
PV Input	Max. PV array power	5500 Wp STC	6180 Wp STC	6500 Wp STC	9000 Wp STC	
	Max. input voltage	550 V				
	MPP voltage range / rated input voltage	40 V to 530 V / 380 V				
	Min. input voltage / start voltage	40 V / 50 V				
	No. of independent MPPT trackers / strings per MPPT input	2 / 1				
	Max. input current per MPPT tracker	16 A				
	Max. short-circuit current per MPPT tracker	20 A				
Battery input	Nominal battery voltage	48 V				
	Battery voltage range	40 V to 60 V				
	Max. charging / discharging power	5000 W / 5000 W				
	Max. charging current / Max. discharging current	100 A / 100A				
	Battery type	LiFePO4				
Compatible Battery	Aiswei Ai-LB series*3					
AC output	AC voltage range / Nominal AC voltage	180 V to 280 V / 230 V				
	Rated AC grid frequency	50 Hz / 60 Hz				
	AC grid frequency range	50 Hz±5Hz / 60 Hz±5Hz				
	Rated active power	3000 W	3680 W	4000 W	5000 W*1	6000 W
	Rated apparent power	3000 VA	3680 VA	4000 VA	5000 VA*1	6000 VA
	Max. apparent power	3000 VA	3680 VA	4000 VA	5000 VA*1	6000 VA
	Rated grid output Current (@230V)	13.1 A	16 A	17.4 A	21.7 A*2	26.1 A
	Max. grid output current	13.6 A	16 A	18.2 A	22.7 A*2	27.3 A
	Harmonics THDi (@ Nominal power)	< 3%				
	AC input	Rated grid voltage	a.c. 230V			
Rated apparent power		6000 VA				
Max. input apparent power from grid		6000 VA				
Rated input current from grid		a.c. 26.1 A				
Max. input current from grid		a.c. 27.3 A				
EPS output	Nominal output voltage	230 V				
	Nominal output frequency	50 Hz / 60 Hz				
	Rated apparent power	5000 VA				
	Max. output apparent power	5000 VA				
	Peak output apparent power	7500 VA, 10s				
	Rated Current (@230V)	21.7A				
	Max. output current	21.7A				
Max. switch time	≤ 10 ms					
Output THDi (@ Linear load)	<3%					
Efficiency	MPPT efficiency	99.90%				
	Euro efficiency / Max. efficiency	97% / 97.6%				
	Max. battery to load efficiency	94.70%				
Safety protection	DC-side disconnection device	●				
	PV string- / Battery input reverse polarity protection	● / ●				
	All-pole sensitive residual current monitoring unit	●				
	Anti-islanding protection	●				
	Ground fault protection	●				
	AC output over current / short circuit current protection	● / ●				
	AC over voltage protection	●				
	Protection class (as per IEC 62109-1) / overvoltage category (as per IEC 62109-1)	I / AC: III; DC: II				
General data	Power factor at rated power / adjustable displacement	≥0.99 / 0.8 leading to 0.8 lagging				
	Dimensions (W / H / D)	483 / 455 / 193.5 mm				
	Device weight	25.1kg				
	Operating temperature range	-25 °C ... +60 °C				
	Noise emissions (typical)	30 dB(A)				
	Standby consumption	< 10 W				
	Cooling concept	Natural convection				
	Degree of protection (as per IEC 60529)	IP66				
	Climatic category (according to IEC 60721-3-4)	4K4H				
	Max. permissible value for relative humidity (non-condensing)	100%				
Features	Max. operating altitude	4000m (>3000m power derating)				
	Country of manufacture	THE PEOPLE'S REPUBLIC OF CHINA				
	User interface	LED & App				
	Communication with BMS	CAN				
	Communication with meter	RS485				
	Communication with portal	WIFI stick / LAN				
	Other communication	DRM				
Integrated power control / Zero export control	● / ●					

● Standard features / ○ optional features / – not available

*1 For VDE-AR-N4105, Smax=Sn=4600VA, Pn=4600W

*2 For AS/NZS4777.2, Iac max=21.7A

*3 Including but not limited to the listed models, please check the website@solplanet for more compatible models

Three phase hybrid inverters 5 to 12 kW

ASW H-T2 Series



Models (w/ EPS): ASW05kH-T2
ASW06kH-T2
ASW08kH-T2
ASW10kH-T2
ASW12kH-T2

Models (w/o EPS): ASW05kH-T2-O
ASW06kH-T2-O
ASW08kH-T2-O
ASW10kH-T2-O
ASW12kH-T2-O



Easy-to-install

- Quick & easy-to-install with basic tools
- Compact wall mount design
- Simple battery and smart meter interfaces for quick and secure installation



Safe & reliable

- Up to 150 % PV array oversizing for higher yields
- Available with or without asymmetrical power output¹⁾
- UPS level switching time < 10 ms
- IP66 rated design for outdoor use



User-friendly

- Setup, commissioning and monitoring via the Solplanet app
- Intelligent work modes and customisable battery management for DOD /Time of Use/Power setting
- Max. 20 A input current, ideal for bifacial and large PV modules

Technical Datasheet

	ASW05kH-T2	ASW06kH-T2	ASW08kH-T2	ASW10kH-T2	ASW12kH-T2						
PV input	Max. PV array power	7500 Wp	9000 Wp	12000 Wp	18000 Wp						
	Max. input voltage	1100 V									
	MPP voltage range / rated input voltage	150 V to 950 V / 630 V		200 V to 950 V / 630 V ²⁾							
	Min. input voltage / start voltage	60 V / 180 V									
	No. of independent MPPT trackers / strings per MPPT input	2 / 1									
	Max. input current / Max. power per MPP tracker	20 A	7500 W	20 A	10000 W	20 A	10000 W	20 A	10000 W		
	Max. short-circuit current per MPP tracker	30 A									
Battery input	Battery voltage range	120 V to 600 V									
	Max. charging / discharging power	5000 W	6000 W	8000 W	10000 W	12000 W					
	Max. charging current / Max. discharging current	30A									
	Battery type	LiFePO4									
AC input	Rated grid voltage	3/N/PE, 220 V / 380 V; 230 V / 400 V; 240 V / 415 V									
	Rated grid frequency	50 Hz / 60 Hz									
	Max. input power from grid	10000 W	12000 W	16000 W	20000 W	24000 W					
	Max. input current from grid	14.5 A	17.4 A	23.2 A	29.0 A	34.8 A					
	AC voltage range / Nominal AC voltage	270 V to 480 V / 3/N/PE, 220 V / 380 V; 230 V / 400 V; 240 V / 415 V									
AC output	Rated AC grid frequency	50 Hz / 60 Hz									
	AC grid frequency range	45 ~ 55 Hz / 55 ~ 65 Hz									
	Rated apparent power	5000 VA	6000 VA	8000 VA	10000 VA	12000 VA					
	Max. apparent power	5000 VA	6000 VA	8000 VA	10000 VA	12000 VA					
	Rated grid output current (@400 V)	7.3 A	8.7 A	11.6 A	14.5 A	17.4 A					
	Max. grid output current (@400 V)	8.0 A	9.6 A	12.8 A	16.0 A	19.2 A					
	Harmonics THDi (@Nominal power)	< 3 % (of nominal power)									
	Nominal output voltage	3/N/PE, 220 V / 380 V; 230 V / 400 V; 240 V / 415 V									
EPS output	Nominal output frequency	50 Hz / 60 Hz									
	Rated apparent power	5000 VA	6000 VA	8000 VA	10000 VA	12000 VA					
	Rated current (@400 V)	7.3 A	8.7 A	11.6 A	14.5 A	17.4 A					
	Max. current (@400 V, continuous on-grid / off-grid)	14.5 A	7.3 A	17.4 A	8.7 A	23.2 A	11.6 A	29.0 A	14.5 A	34.8 A	17.4 A
	Max. power on each phase(@400 V, continuous on-grid / off-grid)	3333 W	1667 W	4000 W	2000 W	5333 W	2667 W	6667 W	3333 W	8000 W	4000 W
	Peak output apparent power(@400 V, continuous on-grid / off-grid up to 10s)	10000 VA	10000 VA	12000 VA	12000 VA	16000 VA	16000 VA	20000 VA	20000 VA	24000 VA	24000 VA
	Max. switch time	< 10 ms									
	Output THDv (@Linear load)	2 %									
	Efficiency	MPPT efficiency	99.9 %								
		Euro efficiency / Max. efficiency	97.2 % / 98.0 %	97.5 % / 98.2 %	97.9 % / 98.4 %						
Safety protection	DC surge protection (Type II, according to EN/IEC 61643-11)	●									
	Insulation resistance detection	●									
	PV string input reverse polarity protection	●									
	Battery input reverse polarity protection	●									
	Ground fault monitoring	●									
	Residual current monitoring unit	●									
	AC short circuit protection	●									
	Anti-islanding protection	●									
General data	Power factor at rated power / adjustable displacement	1 / 0.8 leading to 0.8 lagging									
	Dimensions (W / H / D)	545 mm / 465 mm / 205 mm									
	Weight	24.5 kg									
	Operating temperature range	-25 °C ... +60 °C									
	Cooling concept	Natural convection									
	Noise emission	< 35 dB									
	Degree of protection (as per IEC 60529)	IP66									
	Max. relative humidity	100 %									
Features	Max. operating altitude	4000 m									
	User interface	LED & App									
	BMS interface	CAN									
	Smart meter interface	RS485									
	Internet communication interfaces	Wifi / LAN									
	Digital output (dry contact) / No. of outputs	● / 2									
	Digital input (dry contact) / No. of inputs	● / 4									
Integrated power control / export power control	● / ●										

● standard features ○ optional features - not available

1) Asymmetrical power output functionality released in August 2024, please confirm version with Solplanet's sales staff before purchase.

2) The latest optimised platform design supports MPP voltage range at 150V-950V, pending subsequent certificate updates.

Technical Datasheet

		ASW05kH-T2-O	ASW06kH-T2-O	ASW08kH-T2-O	ASW10kH-T2-O	ASW12kH-T2-O						
PV input	Max. PV array power	7500 Wp		9000 Wp		12000 Wp		15000 Wp		18000 Wp		
	Max. input voltage	1100 V										
	MPP voltage range / rated input voltage	150 V to 950 V / 630 V				200 V to 950 V / 630 V ²⁾						
	Min. input voltage / start voltage	60 V / 180 V										
	No. of independent MPPT trackers / strings per MPPT input	2 / 1										
	Max. input current / Max. power per MPP tracker	20 A	7500 W	20 A	9000 W	20 A	10000 W	20 A	10000 W	20 A	10000 W	
	Max. short-circuit current per MPP tracker	30 A										
Battery input	Battery voltage range	120 V to 600 V										
	Max. charging / discharging power	5000 W		6000 W		8000 W		10000 W		12000 W		
	Max. charging current / Max. discharging current	30 A										
	Battery type	LiFePO4										
AC input	Rated grid voltage	3/N/PE, 220 V / 380 V; 230 V / 400 V; 240 V / 415 V										
	Rated grid frequency	50 Hz / 60 Hz										
	Max. input power from grid	5000 W		6000 W		8000 W		10000 W		12000 W		
	Max. input current from grid	7.3 A		8.7 A		11.6 A		14.5 A		17.4 A		
	AC voltage range / Nominal AC voltage	270 V to 480 V / 3/N/PE, 220 V / 380 V; 230 V / 400 V; 240 V / 415 V										
AC output	Rated AC grid frequency	50 Hz / 60 Hz										
	AC grid frequency range	45-55 Hz / 55-65 Hz										
	Rated apparent power	5000 VA		6000 VA		8000 VA		10000 VA		12000 VA		
	Max. apparent power	5000 VA		6000 VA		8000 VA		10000 VA		12000 VA		
	Rated grid output Current current (@400 V)	7.3 A		8.7 A		11.6 A		14.5 A		17.4 A		
	Max. grid output current(@400 V)	8.0 A		9.6 A		12.8 A		16.0 A		19.2 A		
	Harmonics THDi (@ Nominal power)	< 3 % (of nominal power)										
	Efficiency	MPPT efficiency	99.9 %									
		Euro efficiency / Max. efficiency	97.2 % / 98.0 %		97.5 % / 98.2 %		97.9 % / 98.4 %					
Safety protection	DC surge protection(Type II, according to EN/IEC 61643-11)	●										
	Insulation resistance detection	●										
	PV string input reverse polarity protection	●										
	Battery input reverse polarity protection	●										
	Ground fault monitoring	●										
	Residual current monitoring unit	●										
	AC short circuit protection	●										
	Anti-islanding protection	●										
General data	Power factor at rated power / adjustable displacement	1 / 0.8 leading to 0.8 lagging										
	Dimensions (W / H / D)	545 mm / 465 mm / 205 mm										
	Weight	24.5 kg										
	Operating temperature range	-25 °C ... +60 °C										
	Cooling concept	Natural convection										
	Noise emission	< 35 dB										
	Degree of protection (as per IEC 60529)	IP66										
	Max. relative humidity	100%										
Features	Max. operating altitude	4000 m										
	User interface	LED & App										
	BMS interface	CAN										
	Smart meter interface	RS485										
	Internet communication interfaces	Wifi / LAN										
	Digital output (dry contact) / No. of outputs	● / 2										
	Digital input (dry contact) / No. of inputs	● / 4										
Integrated power control / export power control	● / ●											

● standard features ○ optional features - not available

1) Asymmetrical power output functionality released in August 2024, please confirm version with Solplanet's sales staff before purchase.

2) The latest optimised platform design supports MPP voltage range at 150V-950V, pending subsequent certificate updates.

Three phase hybrid inverters 8 to 12 kW

ASW H-T3 Series



Models (w/ EPS):
ASW08kH-T3
ASW10kH-T3
ASW12kH-T3

Models (w/o EPS):
ASW08kH-T3-O
ASW10kH-T3-O
ASW12kH-T3-O



Easy-to-install

- Quick & easy-to-install with basic tools
- Compact wall mount design
- Simple battery and smart meter interfaces for quick and secure installation



Safe & reliable

- Up to 150 % PV array oversizing for higher yields
- Available with or without asymmetrical power output¹⁾
- UPS level switching time < 10 ms
- IP66 rated design for outdoor use



User-friendly

- 3 independent MPPTs for flexible and higher kWp PV array design
- Setup, commissioning and monitoring via the Solplanet app
- Intelligent work modes and customisable battery management for DOD / Time of Use / Power setting
- Max. 16 A input current, ideal for bifacial and large PV modules

Technical Datasheet

	ASW08kH-T3	ASW10kH-T3	ASW12kH-T3	
PV input	Max. PV array power	12000 Wp	15000 Wp	
	Max. input voltage	1100 V		
	MPP voltage range / rated input voltage	200 V to 950 V / 630 V ²⁾		
	Min. input voltage / start voltage	60 V / 180 V		
	No. of independent MPPT trackers / strings per MPPT input	3 / 1		
	Max. input current / Max. power per MPP tracker	16 A	10000 W	16 A
	Max. short-circuit current per MPP tracker	24 A		
Battery input	Battery voltage range	120 V to 600 V		
	Max. charging / discharging power	8000 W	10000 W	
	Max. charging current / Max. discharging current	30 A		
	Battery type	LiFePO4		
AC input	Rated grid voltage	3/N/PE, 220 / 380 V; 230 / 400 V; 240 / 415 V		
	Rated grid frequency	50 Hz / 60 Hz		
	Max. input power from grid	16000 W	20000 W	
	Max. input current from grid	23.2 A	29.0 A	
AC output	AC voltage range / Nominal AC voltage	270V to 480V / 3/N/PE, 220 V / 380 V; 230 V / 400 V; 240 V / 415 V		
	Rated AC grid frequency	50 Hz / 60 Hz		
	AC grid frequency range	45 ~ 55 Hz / 55 ~ 65 Hz		
	Rated apparent power	8000 VA	10000 VA	
	Max. apparent power	8000 VA	10000 VA	
	Rated grid output current (@400 V)	11.6 A	14.5 A	
	Max. grid output current(@400 V)	12.8 A	16.0 A	
	Harmonics THDi (@ Nominal power)	< 3 % (of nominal power)		
	EPS output	Nominal output voltage	3/N/PE, 220 V / 380 V; 230 V / 400 V; 240 V / 415 V	
		Nominal output frequency	50 Hz / 60 Hz	
Rated apparent power		8000 VA	10000 VA	
Rated current (@400 V)		11.6 A	14.5 A	
Max. current (@400 V, continuous on-grid / off-grid)		23.2 A	11.6 A	
Max. power on each phase(@400 V, continuous on-grid / off-grid)		5333 W	2667 W	
Peak output apparent power(@400 V, continuous on-grid / off-grid up to 10s)		16000 VA	16000 VA	
Max. switch time		<10 ms		
Output THDv (@ Linear load)		2 %		
Efficiency		MPPT efficiency	99.9 %	
	Euro efficiency / Max. efficiency	97.2 % / 98.0 %	97.9 % / 98.4 %	
Safety protection	DC surge protection(Type II, according to EN/IEC 61643-11)	●		
	Insulation resistance detection	●		
	PV string input reverse polarity protection	●		
	Battery input reverse polarity protection	●		
	Ground fault monitoring	●		
	Residual current monitoring unit	●		
	AC short circuit protection	●		
	Anti-islanding protection	●		
General data	Power factor at rated power / adjustable displacement	1 / 0.8 leading to 0.8 lagging		
	Dimensions (W / H / D)	545 mm / 465 mm / 205 mm		
	Weight	26 kg		
	Operating temperature range	-25 °C ... +60 °C		
	Cooling concept	Natural convection		
	Noise emission	< 35 dB		
	Degree of protection (as per IEC 60529)	IP66		
	Max. relative humidity	100 %		
	Max. operating altitude	4000 m		
	Features	User interface	LED & App	
BMS interface		CAN		
Smart meter interface		RS485		
Internet communication interfaces		Wifi / LAN		
Digital output (dry contact) / No. of outputs		● / 2		
Digital input (dry contact) / No. of inputs		● / 4		
Integrated power control / export power control		● / ●		

● standard features ○ optional features - not available

1) Asymmetrical power output functionality released in August 2024, please confirm version with Solplanet's sales staff before purchase.

2) The latest optimised platform design supports MPP voltage range at 150V-950V, pending subsequent certificate updates.

Technical Datasheet

	ASW08kH-T3-O	ASW10kH-T3-O	ASW12kH-T3-O	
PV input	Max. PV array power	12000 Wp	15000 Wp	
	Max. input voltage	1100 V		
	MPP voltage range / rated input voltage	200 V to 950 V / 630 V ²⁾		
	Min. input voltage / start voltage	60 V / 180 V		
	No. of independent MPPT trackers / strings per MPPT input	3 / 1		
	Max. input current / Max. power per MPP tracker	16 A	10000 W	16 A
	Max. short-circuit current per MPP tracker	24 A		
Battery input	Battery voltage range	120 V to 600 V		
	Max. charging / discharging power	8000 W	10000 W	
	Max. charging current / Max. discharging current	30 A		
	Battery type	LiFePO4		
AC input	Rated grid voltage	3/N/PE, 220 / 380 V; 230 / 400 V; 240 / 415 V		
	Rated grid frequency	50 Hz / 60 Hz		
	Max. input power from grid	8000 W	10000 W	
	Max. input current from grid	11.6 A	14.5 A	
AC output	AC voltage range / nominal AC voltage	270V to 480V / 3/N/PE, 220 V / 380 V; 230 V / 400 V; 240 V / 415 V		
	Rated AC grid frequency	50 Hz / 60 Hz		
	AC grid frequency range	45 ~ 55 Hz / 55 ~ 65 Hz		
	Rated apparent power	8000 VA	10000 VA	
	Max. apparent power	8000 VA	10000 VA	
	Rated grid output current (@400 V)	11.6 A	14.5 A	
	Max. grid output current (@400 V)	12.8 A	16.0 A	
	Harmonics THDi (@Nominal power)	< 3 % (of nominal power)		
	Efficiency	MPPT efficiency	99.9 %	
		Euro efficiency / Max. efficiency	97.2 % / 98.0 %	97.9 % / 98.4 %
Safety protection	DC surge protection(Type II, according to EN/IEC 61643-11)	●		
	Insulation resistance detection	●		
	PV string input reverse polarity protection	●		
	Battery input reverse polarity protection	●		
	Ground fault monitoring	●		
	Residual current monitoring unit	●		
	AC short circuit protection	●		
	Anti-islanding protection	●		
General data	Power factor at rated power / adjustable displacement	1 / 0.8 leading to 0.8 lagging		
	Dimensions (W / H / D)	545 mm / 465 mm / 205 mm		
	Weight	26 kg		
	Operating temperature range	-25 °C ... +60 °C		
	Cooling concept	Natural convection		
	Noise emission	< 35 dB		
	Degree of protection (as per IEC 60529)	IP66		
	Max. relative humidity	100 %		
	Max. operating altitude	4000 m		
	Features	User interface	LED & App	
BMS interface		CAN		
Smart meter interface		RS485		
Internet communication interfaces		Wifi / LAN		
Digital output (dry contact) / No. of outputs		● / 2		
Digital input (dry contact) / No. of inputs		● / 4		
Integrated power control / export power control		● / ●		


● standard features ○ optional features - not available

1) Asymmetrical power output functionality released in August 2024, please confirm version with Solplanet's sales staff before purchase.

2) The latest optimised platform design supports MPP voltage range at 150V-950V, pending subsequent certificate updates.

Three phase hybrid inverters 5 to 12 kW

ASW H-T2-DG Series



Models:

- ASW05kH-T2-DG
- ASW06kH-T2-DG
- ASW08kH-T2-DG
- ASW10kH-T2-DG
- ASW12kH-T2-DG



Easy-to-install

- Quick & easy-to-install with basic tools
- Compact wall mount design
- Simple battery and smart meter interfaces for quick and secure installation



Safe & reliable

- Up to 150 % PV array oversizing for higher yields
- Asymmetrical power output
- UPS level switching time < 10 ms
- IP66 rated design for outdoor use
- DC SPD surge protection



User-friendly

- Max. 50A charging/discharging current
- Compatible with diesel generator
- Setup, commissioning and monitoring via the Solplanet app
- Intelligent work modes and customisable battery management for DOD /Time of Use/Power setting
- Max. 20 A input current, ideal for bifacial and large PV modules

Technical Datasheet

	ASW05kH-T2-DG	ASW06kH-T2-DG	ASW08kH-T2-DG	ASW10kH-T2-DG	ASW12kH-T2-DG
PV input	Max. PV array power				
	7500 Wp				
	9000 Wp				
	12000 Wp				
	15000 Wp				
	18000 Wp				
	Max. input voltage				
1100 V					
MPP voltage range / rated input voltage					
150 V to 950 V / 630 V					
Min. input voltage / start voltage					
60 V / 180 V					
No. of independent MPPT trackers / strings per MPPT input					
2 / 1					
Max. input current / Max. power per MPP tracker					
20 A / 7500 W					
20 A / 9000 W					
20 A / 10000 W					
20 A / 10000 W					
20 A / 10000 W					
Max. short-circuit current per MPP tracker					
30 A					
Battery input	Battery voltage range				
	120 V to 600 V				
	Max. charging power from PV and grid				
	12000 W				
	Max. charging power from grid				
5000 W					
6000 W					
8000 W					
10000 W					
12000 W					
Max. discharging power					
5000 W					
6000 W					
8000 W					
10000 W					
12000 W					
Max. charging current / Max. discharging current					
50 A					
Battery type					
LiFePO4					
AC input	Rated grid voltage				
	3/N/PE, 220 V / 380 V; 230 V / 400 V; 240 V / 415 V				
	Rated grid frequency				
	50 Hz / 60 Hz				
	Max. input power from grid				
10000 W					
12000 W					
16000 W					
20000 W					
24000 W					
Max. input current from grid					
14.5 A					
17.4 A					
23.2 A					
29.0 A					
34.8 A					
AC output	AC voltage range / Nominal AC voltage				
	270 V to 480 V / 3/N/PE, 220 V / 380 V; 230 V / 400 V; 240 V / 415 V				
	Rated AC grid frequency				
	50 Hz / 60 Hz				
	AC grid frequency range				
	45 ~ 55 Hz / 55 ~ 65 Hz				
	Rated apparent power				
	5000 VA				
	6000 VA				
	8000 VA				
10000 VA					
12000 VA					
Max. apparent power					
5000 VA					
6000 VA					
8000 VA					
10000 VA					
12000 VA					
Rated grid output current (@400 V)					
7.3 A					
8.7 A					
11.6 A					
14.5 A					
17.4 A					
Max. grid output current (@400 V)					
8.0 A					
9.6 A					
12.8 A					
16.0 A					
19.2 A					
Power factor at rated power / adjustable range					
1 / 0.8 leading to 0.8 lagging					
Harmonics THDi (@ Nominal power)					
< 3 % (of nominal power)					
EPS output	Nominal output voltage				
	3/N/PE, 220 V / 380 V; 230 V / 400 V; 240 V / 415 V				
	Nominal output frequency				
	50 Hz / 60 Hz				
	Rated apparent power				
	5000 VA				
	6000 VA				
	8000 VA				
	10000 VA				
	12000 VA				
Rated current (@400 V)					
7.3 A					
8.7 A					
11.6 A					
14.5 A					
17.4 A					
Max. current (@400 V, continuous on-grid / off-grid)					
14.5 A / 7.3 A					
17.4 A / 8.7 A					
23.2 A / 11.6 A					
29.0 A / 14.5 A					
34.8 A / 17.4 A					
Max. power on each phase (@400 V, continuous on-grid / off-grid)					
3333 W / 1667 W					
4000 W / 2000 W					
5333 W / 2667 W					
6667 W / 3333 W					
8000 W / 4000 W					
Peak output apparent power (@400 V, continuous on-grid / off-grid up to 10s)					
10000 VA / 10000 VA					
12000 VA / 12000 VA					
16000 VA / 16000 VA					
20000 VA / 20000 VA					
24000 VA / 24000 VA					
24000 VA / 24000 VA					
Max. switch time					
< 10 ms					
Output THDv (@ Linear load)					
2 %					
Generator side	Max. input apparent power				
	7500 VA				
	9000 VA				
	12000 VA				
15000 VA					
18000 VA					
Max. charging power of battery					
5000 W					
6000 W					
8000 W					
10000 W					
12000 W					
Rated AC voltage					
3/N/PE, 220 / 380 V; 230 / 400 V; 240 / 415 V					
Rated AC frequency					
50 Hz / 60 Hz					
Efficiency	MPPT efficiency				
	99.9 %				
Euro efficiency / Max. efficiency					
97.2 % / 98.0 %					
97.5 % / 98.2 %					
97.9 % / 98.4 %					
Safety protection	DC surge protection (Type II, according to EN/IEC 61643-11)				
	●				
	Insulation resistance detection				
	●				
	PV string input reverse polarity protection				
	●				
	Battery input reverse polarity protection				
	●				
Ground fault monitoring					
●					
Residual current monitoring unit					
●					
AC short circuit protection					
●					
Anti-islanding protection					
●					
General data	Power factor at rated power / adjustable displacement				
	1 / 0.8 leading to 0.8 lagging				
	Dimensions (W / H / D)				
	625 / 465 / 241 mm				
	Weight				
	28 kg				
	Operating temperature range				
-25 °C ... +60 °C					
Cooling concept					
Natural convection					
Degree of protection (as per IEC 60529)					
IP66					
Max. relative humidity					
100 %					
Max. operating altitude					
4000 m					
Features	User interface				
	LED & App				
	BMS interface				
	CAN				
	Smart meter interface				
	RS485				
	Internet communication interfaces				
Wifi / LAN / Ethernet					
Digital output (dry contact) / No. of outputs					
● / 2					
Digital input (dry contact) / No. of inputs					
● / 4					
Integrated power control / export power control					
● / ●					

● standard features ○ optional features - not available

Three phase hybrid inverters 8 to 12 kW

ASW H-T3-DG Series



Models:
ASW08kH-T3-DG
ASW10kH-T3-DG
ASW12kH-T3-DG



Easy-to-install

- Quick & easy-to-install with basic tools
- Compact wall mount design
- Simple battery and smart meter interfaces for quick and secure installation



Safe & reliable

- Up to 150 % PV array oversizing for higher yields
- Asymmetrical power output
- UPS level switching time < 10 ms
- IP66 rated design for outdoor use
- DC SPD surge protection



User-friendly

- 3 independent MPPTs for flexible and higher kWp PV array design
- Max. 50A charging/discharging current
- Compatible with diesel generator
- Setup, commissioning and monitoring via the Solplanet app
- Intelligent work modes and customisable battery management for DOD /Time of Use/Power setting
- Max. 16 A input current, ideal for bifacial and large PV modules

Technical Datasheet

	ASW08kH-T3-DG	ASW10kH-T3-DG	ASW12kH-T3-DG				
PV input	Max. PV array power	12000 Wp	15000 Wp	18000 Wp			
	Max. input voltage	1100 V					
	MPP voltage range / rated input voltage	150 V to 950 V / 630 V					
	Min. input voltage / start voltage	60 V / 180 V					
	No. of independent MPPT trackers / strings per MPPT input	3 / 1					
	Max. input current / Max. power per MPP tracker	16 A	10000 W	16 A	10000 W	16 A	10000 W
Max. short-circuit current per MPP tracker	24 A						
Battery input	Battery voltage range	120 V to 600 V					
	Max. charging power from PV and grid	12000 W					
	Max. charging power from grid	8000 W	10000 W	12000 W			
	Max. discharging power	8000 W	10000 W	12000 W			
	Max. charging current / Max. discharging current	50 A					
Battery type	LiFePO4						
AC input	Rated grid voltage	3/N/PE, 220 V / 380 V; 230 V / 400 V; 240 V / 415 V					
	Rated grid frequency	50 Hz / 60 Hz					
	Max. input power from grid	16000 W	20000 W	24000 W			
	Max. input current from grid	23.2 A	29.0 A	34.8 A			
AC output	AC voltage range / Nominal AC voltage	270V to 480V / 3/N/PE, 220 V / 380 V; 230 V / 400 V; 240 V / 415 V					
	Rated AC grid frequency	50 Hz / 60 Hz					
	AC grid frequency range	45-55 Hz / 55-65 Hz					
	Rated apparent power	8000 VA	10000 VA	12000 VA			
	Max. apparent power	8000 VA	10000 VA	12000 VA			
	Rated grid output current (@400 V)	11.6 A	14.5 A	17.4 A			
	Max. grid output current(@400 V)	12.8 A	16.0 A	19.2 A			
	Harmonics THDi (@ Nominal power)	< 3 % (of nominal power)					
EPS output	Nominal output voltage	3/N/PE, 220 V / 380 V; 230 V / 400 V; 240 V / 415 V					
	Nominal output frequency	50 Hz / 60 Hz					
	Rated apparent power	8000 VA	10000 VA	12000 VA			
	Rated current (@400 V)	11.6 A	14.5 A	17.4 A			
	Max. current (@400 V, continuous on-grid / off-grid)	23.2 A	11.6 A	29.0 A	14.5 A	34.8 A	17.4 A
	Max. power on each phase(@400 V, continuous on-grid / off-grid)	5333 W	2667 W	6667 W	3333 W	8000 W	4000 W
	Peak output apparent power(@400 V, continuous on-grid / off-grid up to 10s)	16000 VA	16000 VA	20000 VA	20000 VA	24000 VA	24000 VA
	Max. switch time	< 10 ms					
	Output THDv (@ Linear load)	2 %					
Generator side	Max. input apparent power	12000 VA	15000 VA	18000 VA			
	Max. charging power of battery	8000 W	10000 W	12000 W			
	Rated AC voltage	3/N/PE, 220 / 380 V; 230 / 400 V; 240 / 415 V					
	Rated AC frequency	50 Hz / 60 Hz					
Efficiency	MPPT efficiency	99.9 %					
	Euro efficiency / Max. efficiency	97.2 % / 98.0 %	97.9 % / 98.4 %				
Safety protection	DC surge protection (Type II, according to EN/IEC 61643-11)	●					
	Insulation resistance detection	●					
	PV string input reverse polarity protection	●					
	Battery input reverse polarity protection	●					
	Ground fault monitoring	●					
	Residual current monitoring unit	●					
	AC short circuit protection	●					
	Anti-islanding protection	●					
General data	Power factor at rated power / adjustable displacement	1/ 0.8 leading to 0.8 lagging					
	Dimensions (W / H / D)	625 mm / 465 mm / 241 mm					
	Weight	29.5 kg					
	Operating temperature range	-25 °C ... +60 °C					
	Cooling concept	Natural convection					
	Degree of protection (as per IEC 60529)	IP66					
Features	Max. relative humidity	100 %					
	Max. operating altitude	4000 m					
	User interface	LED & App					
	BMS interface	CAN					
	Smart meter interface	RS485					
	Internet communication interfaces	Wifi / LAN / Ethernet					
	Digital output (dry contact) / No. of outputs	● / 2					
Digital input (dry contact) / No. of inputs	● / 4						
Integrated power control / export power control	● / ●						

● standard features ○ optional features - not available

Three phase hybrid inverters 15 to 30 kW

ASW TH Series



Models:
 ASW015K-TH
 ASW020K-TH
 ASW025K-TH
 ASW29.9K-TH
 ASW030K-TH



Easy-to-install

- 4 MPPTs, up to 40 A input per MPPT
- Up to 200 % PV array oversizing
- Up to 100 A charge / discharge current
- ShadeSol shadow management
- Dynamic export power control



Safe & reliable

- String-level current monitoring
- DC SPD Type II surge protection
- IP66 rated design for indoor and outdoor use
- Optimal battery voltage range, 120-800 V
- Intelligent operation modes and smart battery management
- UPS-level switching time < 10 ms



User-friendly

- Quick and easy-to-install with standard tools
- Cover design, choice from a delightful range of colours
- Smart setup, commissioning and monitoring via Solplanet App
- Anti-theft design

Technical Datasheet

	ASW015K-TH	ASW020K-TH	ASW025K-TH	ASW29.9K-TH	ASW030K-TH	
PV input	Max. PV array power	30000 Wp	40000 Wp	50000 Wp	59800 Wp	
	Max. input voltage	1000 V				
	MPP voltage range / rated input voltage	150 V to 950 V / 630 V				
	Min. input voltage / start voltage	95 V / 180 V				
	No. of independent MPPT trackers / strings per MPPT input	4 / 1		4 / 2		
	Max. input current / Max. power per MPP tracker	20 A / 15000 W	20 A / 15000 W	40 A / 25000 W	40 A / 25000 W	40 A / 25000 W
Max. short-circuit current per MPP tracker	25 A		50 A			
Battery input	Battery voltage range	120 V to 800 V				
	Max. charge power from PV and AC side	30000 W	40000 W	50000 W	59800 W	
	Max. charge power from AC side	15000 W	20000 W	25000 W	29900 W	
	Max. discharge power	15000 W	20000 W	25000 W	29900 W	
	Max. charge current / Max. discharge current	50 A		100 A		
	No. of independent battery inputs	1		2		
AC input	Battery type	LiFePO4				
	Nominal AC voltage	3/N/PE, 220 V / 380 V 3/N/PE, 230 V / 400 V 3/N/PE, 240 V / 415 V				
	Rated grid frequency	50 Hz / 60 Hz				
	Max. input power from grid	30000 W	40000 W	50000 W	50000 W	
	Max. input current from grid	43.5 A	58.0 A	72.5 A	72.5 A	
AC output	Nominal AC voltage	3/N/PE, 220 V / 380 V 3/N/PE, 230 V / 400 V 3/N/PE, 240 V / 415 V				
	AC voltage range	270 V to 480 V				
	Rated AC grid frequency	50 Hz / 60 Hz				
	AC grid frequency range	45-55 Hz / 55-65 Hz				
	Rated apparent power	15000 VA	20000 VA	25000 VA	29900 VA	
	Max. apparent power	15000 VA	20000 VA	25000 VA	29900 VA	
	Rated grid output current(@400V)	21.7 A	29.0 A	36.2 A	43.3 A	
	Max. grid output current	23.9 A	31.9 A	39.8 A	47.6 A	
	Power factor at rated power / adjustable range	1 / 0.8 leading to 0.8 lagging				
	Harmonics THDi (@ Nominal power)	< 3 % (of nominal power)				
EPS output	Nominal AC voltage	3/N/PE, 220 V / 380 V 3/N/PE, 230 V / 400 V 3/N/PE, 240 V / 415 V				
	Nominal output frequency	50 Hz/60 Hz				
	Rated apparent power	15000 VA	20000 VA	25000 VA	29900 VA	
	Max. apparent power (@400 V, continuous on-grid/off-grid)	16500 VA	22000 VA	27500 VA	32890 VA	
	Rated current (@400V)	21.7 A	29.0 A	36.2 A	43.3 A	
	Max. current (@400 V, continuous on-grid / off-grid)	23.9 A	31.9 A	39.8 A	47.6 A	
	Max. power on each phase (@400 V, continuous on-grid / off-grid)	5500 W	7333 W	9166 W	10963 W	
	Peak output apparent power (off-grid up to 10s)	30000 VA	40000 VA	45000 VA	45000 VA	
	Max. switch time	< 10 ms				
	Output THDv (@ Linear load)	2%				
Efficiency	MPPT efficiency	99.90%				
	European efficiency / Max. efficiency	97.2 % / 98.0 %		97.9 % / 98.4 %		
Safety protection	DC / AC surge protection (Type II, according to EN/IEC 61643-11)	● / ○				
	Insulation resistance detection	●				
	PV string input reverse polarity protection	●				
	Battery input reverse polarity protection	●				
	Ground fault monitoring	●				
	Residual current monitoring unit	●				
	AC short circuit protection	●				
	Anti-islanding protection	●				
General data	Supported grid types	TN-S, TN-C, TN-C-S, TT				
	Dimensions (W / H / D)	769 mm / 491 mm / 285 mm				
	Weight	52.0 kg		58.0 kg		
	Colour	● Morandi blue / ● Earl red / ● Scandinavian grey				
	Operating temperature range	-30 °C ... +60 °C				
	Cooling concept	Smart cooling				
	Degree of protection (as per IEC 60529)	IP66				
Features	Max. relative humidity	100%				
	Max. operating altitude	4000 m				
	User interface	LED & APP				
	BMS interface	CAN				
	Communication Interfaces	Dongle: WiFi (2.4 GHz) / LAN (100 Mbps) Inverter: RS485 (ModBus RTU, Sunspec RTU), LAN (100 Mbps, Modbus TCP only)				
	Digital output (dry contact) / No. of outputs	● / 3				
Digital input (dry contact) / No. of inputs	● / 7					
Integrated power control / export power control	● / ●					

● standard features / ○ optional features / - not available

ASW A-S Series



Models:
 ASW0600/1250A-S ASW0600/2500A-S
 ASW0800/1250A-S ASW0800/2500A-S
 ASW1000/1250A-S ASW1000/2500A-S



Safe and Reliable

- Isolated topology, safe and reliable low voltage system
- 10 years warranty
- All-around protection with Battery Management System (BMS)



Easy-to-install

- Quick plug design, easier installation process
- Compact exterior design, fits in your home decorated nicely
- All-in-one system, easy to install for everyone



User-friendly

- Low working temperature down to -15°C
- LCD display screen, intuitive setup and status monitoring
- Setup, commissioning, and monitoring via Solplanet app



Efficient & intelligent

- Over 200% PV array oversizing for higher yields
- 2 MPPTs with 4 strings, increase PV generation.
- 6 work modes, 2 battery capacity choices

Technical Datasheet

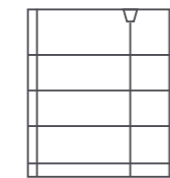
	ASW0600/ 1250A-S	ASW0800/ 1250A-S	ASW1000/ 1250A-S	ASW0600/ 2500A-S	ASW0800/ 2500A-S	ASW1000/ 2500A-S	
PV input	Max. PV array power						2000 Wp
	Max. input voltage						50 V
	MPP voltage range / rated input voltage						16 V to 50 V / 40 V
	Min. input voltage / start voltage						26 V / 30 V
	No. of independent MPPT trackers / strings per MPPT input						2 / 2
	Max. input current per MPP tracker						28 A
	Max. short-circuit current per MPP tracker						39 A
Battery input	Rated battery energy			1.3 kWh		2.4 kWh	
	Rated capacity			27 Ah		50 Ah	
	Battery type						LiFePO4
AC output (On-grid)	Nominal AC voltage						220V / 230V / 240V
	AC voltage range						154 V - 276 V
	Rated AC grid frequency						50 Hz / 60 Hz
	AC grid frequency range						45-55 Hz / 55-65 Hz
	Rated apparent power	600 VA	800 VA	1000 VA	600 VA	800 VA	1000 VA
	Max. apparent power	600 VA	800 VA	1000 VA	600 VA	800 VA	1000 VA
	Rated grid output current (@230 V)	2.6 A	3.5 A	4.4 A	2.6 A	3.5 A	4.4 A
	Max. grid output current	2.8 A	3.8 A	4.8 A	2.8 A	3.8 A	4.8 A
	Harmonics THDi (@ Nominal power)						< 3 % (of nominal power)
	AC input	Rated grid voltage					
Rated grid frequency						50 Hz / 60 Hz	
Max. input power from grid						1000 W	
Max. input current from grid						4.8A	
AC output(Off-grid)	Nominal output voltage						230V
	Nominal output frequency						50 Hz / 60 Hz
	Rated apparent power						1000 VA
	Peak output apparent power						1600VA, 60 s
	Rated output current (@230 V)						4.4A
	Max. output current						4.8A
	Output THDv (@ Linear load)						< 2 %
	EPS model						Manual switch
Efficiency	MPPT efficiency						99.9 %
	Max. battery to load efficiency						92.0 %
General data	Power factor at rated power / adjustable range						1 / 0.8 leading to 0.8 lagging
	Topology						Isolated
	Dimensions (W / H / D)						600 / 400 / 310 mm
	Weight			31 kg		38 kg	
	Operating temperature range						-15 °C ... +45 °C
	Cooling concept						Fan Cooling
	Degree of protection (as per IEC 60529)						IP55
	Max. relative humidity						95 %
	Max. operating altitude						3000 m
	Features	User interface					
Zero-export interface						CT	
Internet communication interfaces						Wifi	
Certificates	Grid						VDE 4105 / EN 50549
	Safety						IEC/EN 62109-1, IEC/EN 62109-2
	EMC						IEC/EN 61000-6-1/-2/-3/-4, IEC/EN 61000-3-2/-3
	Battery						IEC62619, UN 38.3

Energy Storage Batteries




Store each energy

HIGH VOLTAGE BATTERY



Ai-HB G2 SERIES

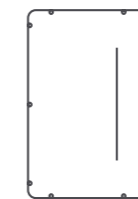
Ai-HB 075A / 100A / 125A /
150A / 175A / 200A



Ai-HB SERIES

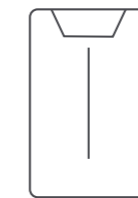
Ai-HB 2.56LG

LOW VOLTAGE BATTERY



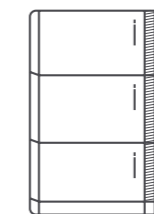
Ai-LB SERIES

Ai-LB 5K / 10K



Ai-LB Pro SERIES

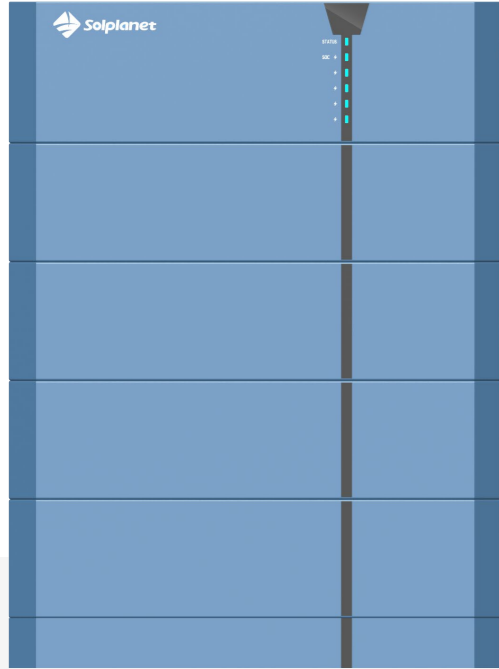
Ai-LB 5K / 10K Pro



Ai-LB-G3

ASW5120-LB-G3

Ai-HB G2 Series



Models:
 Ai-HB 075A Ai-HB 150A
 Ai-HB 100A Ai-HB 175A
 Ai-HB 125A Ai-HB 200A



Safety

- Modular design with plug-in connections
- Quick connections between battery and inverter
- Quick & easy-to-install with basic tools
- Steady and anti-dumping design



Reliable

- IP65 rated design
- Cell-level monitoring
- LFP safe technology
- All-round BMS protection



User-friendly


- Stackable and Expandable up to 81.92 kWh (supporting 8 modules per unit, 4 units in parallel)
- Multi-use applications: self-consumption, time of use tariffs, customisation
- Online monitoring via Solplanet apps

Technical Datasheet

	Ai-HB 075A	Ai-HB 100A	Ai-HB 125A	Ai-HB 150A	Ai-HB 175A	Ai-HB 200A
Battery designation						
Battery module	HB051050A					
Cell type	LiFePO4					
Module quantity	3	4	5	6	7	8
Rated capacity	50 Ah					
Nominal energy ¹	7.68 kWh	10.24 kWh	12.8 kWh	15.36 kWh	17.92 kWh	20.48 kWh
Usable energy ²	6.91 kWh	9.21 kWh	11.52 kWh	13.82 kWh	16.12 kWh	18.43 kWh
Nominal voltage	153.6 V	204.8 V	256 V	307.2 V	358.4 V	409.6 V
Operating voltage range	120 V ~ 175.2 V	160 V ~ 233.6 V	200 V ~ 292 V	240 V ~ 350.4 V	280 V ~ 408.8 V	320 V ~ 467.2 V
Max.charging current	25 A					
Max.discharging current	30 A					
Rated charging / discharging power	3.84kW	5.12 kW	6.40 kW	7.68 kW	8.86 kW	10.24 kW
Max.charging power	3.84kW	5.12 kW	6.40 kW	7.68 kW	8.86 kW	10.24 kW
Max.discharging power	4.61 kW	6.14 kW	7.68 kW	9.22 kW	10.75 kW	12.29 kW
Dimensions (W / D / H)	540*390*600 mm	540*390*730 mm	540*390*860 mm	540*390*990 mm	540*390*1120 mm	540*390*1250 mm
Weight	106.5 kg	137 kg	167.5 kg	198 kg	228.5 kg	259 kg
Battery module weight	30.5 kg					
Installation location	Indoor / Outdoor					
Mounting method	Floor mounted					
Operating temperature range	Charge: 0 ~ 50 °C Discharge: -20 °C ~ 50 °C					
Storage temperature range	-20 °C ~ 45 °C					
Cooling concept	Natural convection					
Degree of protection	IP65					
Relative humidity	5 ~ 95 %, non - condensing					
Communication	CAN					
Certification	IEC 62619 / EN 61000 IEC 62040 / UN38.3					
Life cycle ³	6000 times					
Protection	Charging over-voltage protection, discharging under-voltage protection, over-current protection, over-temperature protection, short-circuit protection, built-in fire suppression ⁴ , etc					
Round-trip efficiency	≥95%					

1. Nominal energy is defined under the following conditions: cell voltage 2.5~3.65V, 0.5C charge & discharge at +25°C.
 2. Usable energy is defined under the following conditions: 0.5C charge & discharge at +25°C, 90% DOD. Usable energy may vary depending on discharge, charge, environmental conditions and SOC % limits defined by the user.
 3. Life cycle is defined under the following conditions: 0.5C charge & discharge at +25°C, 90% DOD, 70% EOL
 4. Available with or without built-in fire suppression functionality, this feature was released in August 2024, please confirm version with Solplanet sales before purchase.

Ai-HB Series



Model:
Ai-HB 2.56LG



Safety

- LFP safe technology
- All-round BMS protection
- Modular design with simple cable connections



Safe & reliable

- IP65 rated design
- High quality cell inside



User-friendly

- Expandable up to 25.6 kWh (10 modules)
- Multi-use applications: self-consumption, time of use tariffs, customisation
- Online monitoring via Solplanet apps

Technical Datasheet

Battery module	Ai-HB 2.56LG										
Battery designation											
Cell type	LiFePO4										
Module quantity	3	4	5	6	7	8	9	10			
Rated capacity	50Ah										
Nominal energy ¹	7.68 kWh	10.24 kWh	12.8 kWh	15.36 kWh	17.92 kWh	20.48 kWh	23.04 kWh	25.6 kWh			
Usable energy ²	6.91 kWh	9.21 kWh	11.52 kWh	13.82 kWh	16.12 kWh	18.43 kWh	20.73 kWh	23.04 kWh			
Nominal voltage	153.6 V	204.8 V	256 V	307.2 V	358.4 V	409.6 V	460.8 V	512 V			
Operating voltage range	134.4 V	179.2 V	224 V	268.8 V	313.6 V	358.4 V	403.2 V	448 V			
	~ 168.4 V	~ 224.64 V	~ 280.8 V	~ 336.96 V	~ 393.12 V	~ 449.28 V	~ 505.44 V	~ 561.6 V			
Nominal charging / discharging current	25 A										
Max. charging / discharging current	50 A										
Rated power	3.84kW	5.12 kW	6.4 kW	7.68 kW	8.86 kW	10.24 kW	11.52kW	12.8 kW			
Max. charging / discharging power	7.68 kW	10.24 kW	12.8 kW	15.36 kW	17.92 kW	20.48 kW	23.04 kW	25.6 kW			
System Data	Dimensions (W/D/H)	600/210/820 mm	600/210/980 mm	600/210/1140 mm	600/210/1300 mm	600/210/1460 mm	600/210/1620 mm	600/210/1780 mm	600/210/1940 mm		
	Weight	102.5 kg	129 kg	155.5 kg	182 kg	208.5 kg	235 kg	261.5 kg	288 kg		
	Battery module weight	26.5 kg									
	Installation location	Indoor / Outdoor									
	Mounting method	Floor mounted									
	Operating temperature range	Charge: 0°C ~ 55 °C Discharge: -20 °C ~ 55 °C									
	Storage temperature range	-20 °C ~ 45 °C									
	Cooling concept	Natural convection									
	Degree of protection	IP65									
	Relative humidity	5%~95 %, non-condensing									
	Communication	RS485 / CAN									
	Certification	IEC 62619 / EN 61000 IEC 62040 / UN38.3									
	Life cycle ³	6000 times									
	Round-trip efficiency	≥95%									
General Data	1. Nominal energy is defined under the following conditions: cell voltage 2.0~3.65V, 0.5C charge & discharge at +25°C.										
	2. Usable energy is defined under the following conditions: 0.5C charge & discharge at +25°C, 90% DOD. Usable energy may vary depending on discharge, charge, environmental conditions and SOC % limits defined by the user.										
	3. Life cycle is defined under the following conditions: 0.2C charge & discharge at +25°C, 90% DOD, 80% EOL.										

Ai-LB Series



Models:
Ai-LB 5K
Ai-LB 10K



Safety

- LFP safe technology
- All-round BMS protection



Safe & reliable

- IP65 rated design for outdoor use
- High quality cell inside



User-friendly

- Supporting Multi-use applications
- Online monitoring via Solplanet apps

Technical Datasheet

	Ai-LB 5K	Ai-LB 10K	
System Data	Cell type	LiFePO4	
	Battery module	LB51100A	
	Module number	1	2
	Rated capacity	100 Ah	200 Ah
	Nominal energy ¹	5.12 kWh	10.24 kWh
	Usable energy ²	4.61 kWh	9.22 kWh
	Nominal battery voltage	51.2 V	
	Battery voltage range	44.8 V - 57.6 V	
	Max. charging / discharging current	50 A	100 A
	Rated charging / discharging power	2.56 kW	5.12 kW
	Max. charging / discharging power	2.56 kW	5.12 kW
	General Data	Dimensions(W/D/H)	490 / 150 / 680 mm
Module weight		44.5 kg	
Weight		57 kg	116 kg
Installation location		indoor / outdoor	
Mounting method		Floor Mounted	Floor Mounted / Wall Mounted
Operating temperature range		Charge: 0°C ~ 55°C Discharge: -20°C ~ 55°C	
Storage temperature range		-20°C ~ 55°C	
Cooling concept		Natural convection	
Degree of protection		IP65	
Relative humidity		5%~95%, non-condensing	
Max. operating altitude		3000m	
Scalability		Max.8 sets in parallel	Max.4 sets in parallel
Communication	CAN		
Certification	TUV/IEC 62619/IEC 62040/IEC 61000/UN38.3		
Life cycle ³	6000 times		
Round-trip efficiency	≥95%		

1. Nominal energy is defined under the following conditions: battery voltage 44.8~57.6V, 0.5C charge & discharge at +25°C.

2. Usable energy is defined under the following conditions: 0.5C charge & discharge at +25°C, 90% DOD.

3. Life cycle is defined under the following conditions: 0.5C charge & discharge at 25°C, 90% DOD, 70% EOL.

Ai-LB Pro Series



Models:
Ai-LB 5K Pro
Ai-LB 10K Pro



Efficient and Intelligent

- Max. discharging rate up to 1C.
- Expandable up to 160 kWh (32 units for Ai-LB 5K Pro and 16 units for Ai-LB 10K Pro in parallel)
- Automatic identification of parallel master and slave machines
- Online monitoring via Solplanet apps



Safe & reliable

- LFP safe technology
- All-round BMS protection
- High quality cell inside
- IP65 rated design for outdoor use



Widely Applicable

- Charging at low temperature -5°C
- Multi-use applications: self-consumption, time of use tariffs, customisation



User-friendly

- Elegant design with hidden cable connection
- Compact and lightweight design
- Floor/wall mounted, stackable design, easy to install with basic tools

Technical Datasheet

	Ai-LB 5K Pro	Ai-LB 10K Pro	
System Data	Cell type		LiFePO4
	Rated capacity	100 Ah	200 Ah
	Nominal energy ¹	5.12 kWh	10.24 kWh
	Usable energy ²	4.61 kWh	9.22 kWh
	Nominal battery voltage	51.2 V	
	Battery voltage range	44.8 V - 58.4 V	
	Max. charging / discharging current	60A / 100A	120A / 120A
	Rated charging/discharging power	3.07 kW	6.14 kW
	Max. charging / discharging power	3.07 kW / 5.12 kW	6.14 kW / 6.14 kW
	General Data	Dimensions(W/D/H)	
Weight		50 kg	
Installation location		indoor / outdoor	
Mounting method		Floor mounted / Wall mounted	
Operating temperature range		Charging: -5°C ~ 55°C Discharge: -15°C ~ 55°C	
Storage temperature range		-10°C - 50°C	
Cooling concept		Natural convection	
Degree of protection		IP65	
Relative humidity		5% - 95% RH, non-condensing	
Max. operating altitude		3000m	
Scalability		Max.32 sets in parallel	
Communication		CAN / RS485 / Dry Contact / WiFi	
Certification		TUV / IEC 62619 / IEC 62040 / IEC 61000 / UN38.3	
Life cycle ³		6000 times	
Round-trip efficiency		≥ 95%	

1. Nominal energy is defined under the following conditions: battery voltage 44~58.4V, 0.5C charge & discharge at +25°C.

2. Usable energy is defined under the following conditions: 0.5C charge & discharge at +25°C, 90% DOD.

3. Life cycle is defined under the following conditions: 0.5C charge & discharge at 25°C, 90% DOD, 70% EOL.

Ai-LB-G3 Series



Models:
ASW5120-LB-G3



Optimal performance

- Low self and standby consumption
- Enhanced SOC measurement accuracy for optimal battery management
- Supports up to 1C charge / discharge rate



Safe & reliable

- IP66 rated design for indoor and outdoor use
- Designed in accordance with global safety standards
- Integrated fire suppression system
- Smarter and safer battery management system for precise diagnostics
- Integrated MOSFET and dual fuse protection for superior safety and reliability.



User-friendly

- Stackable up to 4 modules, 20.48 kWh per tower
- Elegant design with concealed cable management
- Compact, lightweight modules for easier handling and installation
- 5 selections for operating (LED) indicator via Solplanet App

Technical Datasheet

Battery module	ASW5120-LB-G3				
	1	2	3	4	
Module number					
Cell type	LiFePO4				
Rated capacity	100 Ah				
Nominal energy ¹	5.12 kWh	10.24 kWh	15.36 kWh	20.48 kWh	
Usable energy ²	4.86 kWh	9.72 kWh	14.59 kWh	19.45 kWh	
Nominal battery voltage	51.2 V				
Battery voltage range	40 V ~ 58.4 V				
System Data	Recommended charge / discharge current	60 A	120 A	180 A	210 A
	Max. charge / discharge current	100 A	200 A	210 A	210 A
	Rated charge / discharge power	3.07 kW	6.14 kW	9.22 kW	10.75 kW
	Max. charge / discharge power	5.12 kW	10.24 kW	10.75 kW	10.75 kW
General Data	Dimensions (W / D / H)	630 / 185 / 320 mm	630 / 185 / 640 mm	630 / 185 / 960 mm	630 / 185 / 1280 mm
	Module weight	46.0 kg	92.0 kg	138.0 kg	184.0 kg
	Base weight	2.6 kg			
	Installation location	Indoor / Outdoor			
	Mounting method	Floor mounted / Wall mounted			
	Operating temperature range	Charging: -8 °C ~ 58 °C Discharging: -18 °C ~ 58 °C			
	Storage temperature range	-20°C ~ 60°C			
	Cooling concept	Natural convection			
	Protective class	II			
	Degree of protection	IP66			
	Relative humidity	0 % ~ 95 % RH, non-condensing			
	Max. operating altitude	4000 m (> 3000 m derating)			
	Communication	CAN			
	Certification	IEC 62619, IEC 62040, IEC 62477, IEC 63056, IEC 61000			
Life cycle ³	6000 times				
Round-trip efficiency	≥ 95 %				

1. Nominal energy is defined under the following conditions: battery voltage 40 ~ 58.4 V, 0.5C charge & discharge at +25°C.
 2. Usable energy is defined under the following conditions: 0.5C charge & discharge at +25°C, 95% DOD.
 3. Life cycle is defined under the following conditions: 0.5C charge & discharge at 25°C (One cycle a day), 90% DOD, 70% EOL.

Smart EV Charger



Driving towards
a green future



SOL APOLLO SERIES

SOL7.4H-WP, SOL7.4H-WS, SOL7.4H-WSS
SOL11H-WP, SOL11H-WS, SOL11H-WSS
SOL22H-WP, SOL22H-WS, SOL22H-WSS

SOL APOLLO Series



Models:
 SOL7.4H-WP, SOL7.4H-WS, SOL7.4H-WSS
 SOL11H-WP, SOL11H-WS, SOL11H-WSS
 SOL22H-WP, SOL22H-WS, SOL22H-WSS



Easy-to-install

- Compact, lightweight and wall mountable
- Easy-to-install with standard tools
- Toolless plug in terminal blocks
- Quick set-up via Bluetooth and APP
- Cable entry on the front or rear of the housing



Reliable

- Elegant design with a dynamic and robust streamlined body
- IP65 enclosure suitable for outdoor use
- IK10 protection rating
- TÜV IEC 61851-1 & CE compliant



Smart & User-Friendly


- Intelligent App for remote control and monitoring
- Scheduled charging and off-peak charging modes
- APP & RFID & NFC for user authentication or easy set up to Plug & Play mode
- Communication capabilities including WiFi, Bluetooth, and Ethernet connectivity
- Solar charging under Solar PV & Eco Mode (optional)

Technical Datasheet

	SOL7.4H-WP	SOL7.4H-WS/WSS	SOL11H-WP	SOL11H-WS/WSS	SOL22H-WP	SOL22H-WS/WSS	
Input & Output	Rated Voltage	230 V AC		400 V AC			
	Rated Frequency	50 Hz / 60 Hz					
	Max. Output Power	7.4 kW		11 kW		22 kW	
	Max. Output Current	32 A		16 A		32 A	
	Standby Power Consumption	< 5 W					
	Residual Current Detection	DC 6 mA					
	Connector Type (IEC62196-2)	Type 2	Type 2 socket ^{1,2}	Type 2	Type 2 socket ^{1,2}	Type 2	Type 2 socket ^{1,2}
	Cable Length	5 m / 7.5 m	-	5 m / 7.5 m	-	5 m / 7.5 m	-
User Interface & Control	Network Interface	WiFi & Bluetooth & RS485 & LAN					
	RFID/NFC Reader			●			
	Status Indication	LED Light strip					
	Smart APP			●			
Working Environment	Ingress Protection	IP65 (Enclosure)					
	Operating Temperature	-25°C to 50°C					
	Storage Temperature	-40°C to 70°C					
	Relative Humidity	5%-95% Non-condensing					
	Altitude	Up to 2000 m					
	Cooling Concept	Natural Convection					
Mechanical	Impact Protection Class	IK10					
	UV Resistant			●			
	Mounting	Wall / Pedestal					
	Dimensions (W/H/D)	230 / 360 / 130 mm					
	Weight	5.1 kg	2.6 kg	5.1 kg	2.6 kg	5.1 kg	2.6 kg
	Colour	● Morandi Blue / ● Black					
Safety	Cable Holder	●	-	●	-	●	-
	DC Leakage Protection			●			
	Over Temperature Protection			●			
	Ground Protection			●			
	Surge Protection (EN60664)			● (Type III)			
Certification	CE, TUV / EN/IEC 61851-1						

● Standard features ○ Optional features Not Available
 1) Self-closing cover and built in electronic lock is standard
 2) Shutter for cover is optional
 3) Optional energy meter for solar charging function and dynamic load balancing

Connect & monitor



Smart cloud-based
monitoring
& communication
systems



CLOUD BASED MONITORING

Solplanet Cloud and App



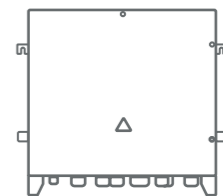
COM STICK SERIES

Wi-Fi Stick
Ai-Dongle LAN/WLAN
Ai-Dongle 4G
Ai-Logger 1000

Ai-Logger 2000



Ai-AMU 2000



Cloud & App



PV Plant monitoring plays an important role in our approach to revolutionizing access to solar energy. Your energy generation and consumption are presented in simple and easy to read graphs giving you a complete picture of your daily, monthly and yearly usage. Our monitoring solution will help you adjust your consumption behaviours to match your generation allowing you to make the most of your PV plant.

Real time and historical data are readily available via our cloud-based monitoring portal, allowing you to compare your current performance to past results. Solplanet Cloud, our new online monitoring portal, is perfect for home owners, business owners and PV developers who want to monitor their PV Plants from anywhere in the world.

Easy-to-install

- Quick setup and commissioning of Solplanet inverters
- Quick active/reactive and export power control setup
- Available on Android and iOS devices and accessible via web browsers

Reliable

- Cloud-based monitoring system
- Centralized management of all plant data

User-friendly

- Intuitive navigation
- Clear readability of key plant data
- Performance reports sent via email

To download the app search for "Solplanet" or simply scan the QR codes:



Wi-Fi Stick



Ai-Dongle LAN/WLAN



The Ai-Dongle LAN/WLAN/ Wi-Fi Stick allow Solplanet inverters to connect to the Solplanet Cloud and App. The inverter and meter data is collected and sent to the Solplanet Cloud via the internet to allow for easy PV plant monitoring.

Smart

- Smart zero export control design

Simple

- Easy to install on site

Reliable

- Adapt to various application scenarios

Technical Datasheet

		Wi-Fi Stick	ASW-WLAN-G1
Device Management	Max. Number of Manageable Devices	5	10
	Communication Interface	North Communication	LAN / WLAN
South Communication		RS 485 (USB Type A)	
Interac-tion		LED	LED Indicator x 2
Environment	APP	Solplanet APP	
	Operating Temperature Range	-40°C ~ 60°C (-40°F ~ 140°F)	
	Storage Temperature	-40°C ~ 70°C (-40°F ~ 158°F)	
	Relative Humidity (Non-condensing)	5% ~ 95%	
Elec-trical	Max. Operating Altitude	3,000m(9, 842 ft.)	4,000 m (13,123 ft.)
	DC Power Supply	7 ~ 9V	5 ~ 12V
Mechanical	Power Consumption	Typical 2 W, Max. 5 W	
	Dimensions (W x H x D)	51mm*112mm*27mm	50mm*34mm*170mm
	Weight	62g	100g
	Protection Degree	IP65	IP66
Certificate		CE	

Ai-Dongle 4G



The Ai-Dongle 4G allows Solplanet inverters to connect to the Solplanet Cloud and App. The inverter and meter data is collected and sent to the Solplanet Cloud via the internet to allow for easy PV plant monitoring.

Smart

- 4G communication

Simple

- Plug and play design, easy-to-install

Reliable

- IP66

Technical Datasheet

ASW-4G-G1

Device Management	Max. Number of Manageable Devices	5
	Sim card type	Micro SIM (12x15mm)
Communication Interface	Supported standards & frequencies	LTE-FDD:B1/B3/B5/B7/B8/B20/B28 LTE-TDD:B38/B40/B41 GSM:GSM850/EGSM850/DCS1800/PCS1900
	Wi-Fi Operation Mode	AP
	Supported standards & frequencies	802.11b/g/n (2.412G ~ 2.484G)
	South Communication	RS 485 (USB Type A)
Interaction	LED	LED Indicator x 2
	APP	Solplanet APP
Environment	Operating Temperature Range	-40°C ~ 60°C (-40°F ~ 140°F)
	Storage Temperature	-40°C ~ 70°C (-40°F ~ 158°F)
	Relative Humidity (Non-condensing)	5% ~ 95%
	Max. Operating Altitude	4,000 m (13,123 ft.)
Electrical	DC Power Supply	5 ~ 12V
	Power Consumption	Typical 6.5 W, Max. 10 W
Mechanical	Dimensions (W x H x D)	50mm*34mm*154mm
	Weight	100g
	Protection Degree	IP66

Ai-Logger 1000 data logger

Ai-Logger 1000



Ai-Logger 1000 data logger allows Solplanet inverters to connect to the Solplanet Cloud. The inverter and meter data is collected and sent to the Solplanet Cloud via the internet to allow for easy PV plant monitoring.

Smart

- Smart zero export control design

Simple

- Easy to install on site

Reliable

- Adapt to various application scenarios

Technical Datasheet


Ai-Logger 1000

Device Management	Max. Number of Manageable Devices*	80
	Communication Interface	LAN x 1, 10 / 100 / 1000 Mbps
Interaction	North Communication	LAN
	South Communication	RS485
	Others	Digital / Analog Input / Output
	LED	LED Indicator x 4 – COM 1-3, North communication
Environment	WEB	Embedded Web
	USB	USB 2.0 x 1
	RST	1
	Operating Temperature Range	-40°C ~ 60°C (-40°F ~ 140°F)
Electrical	Storage Temperature	-40°C ~ 70°C (-40°F ~ 158°F)
	Relative Humidity (Non-condensing)	5% ~ 95%
	Max. Operating Altitude	4,000 m (13,123 ft.)
Mechanical	DC Power Supply	12 V ~ 24 V / 2 A
	Power Consumption	Typical 8 W, Max. 15 W
	Dimensions (W x H x D)	240 mm x 126 mm x 42 xmm
	Weight	453 g
Mechanical	Protection Degree	IP20
	Installation Options	Wall Mounting, DIN Rail Mounting, Tabletop Mounting

* Each 485 interface can connect up to 30 inverters or 1 smart meter.

Ai-Logger 2000

Ai-Logger 2000 high-performance data logger by Solplanet, is used for monitoring inverters, transformer stations, as well as third-party electricity meters and environmental monitoring instruments, etc. By managing inverters, collecting data and adjusting the operating status. It serves as a key connection node between inverters and photovoltaic power plant monitoring systems, enabling real-time monitoring and management scheduling of photovoltaic plant data, effectively enhancing the efficiency of power plant management and maintenance.



- Safer**
 - Source data desensitization and encrypted communication links
- Smarter**
 - Multi-scenario system control
- More efficient**
 - Real-time response and rapid operations maintenance, effectively ensuring the safe operation of power stations
- More reliable**
 - Adaptable to extreme application environments with long operational uptime

Technical Datasheet

		Ai-Logger 2000
Device Management	Max. number of devices access to RS485	180
	Max. number of devices access to each port	RS485: 30 ; ABUS:80; LAN / FE:32
Northbound Interface	WAN	2xWAN
	Optical fiber	2xSFP
Southbound Interface	LAN	4xLAN
	Serial port	6xRS485
	AI port	4xAI
	DI port	4xDI
	DO port	4xDO
	PT100 / PT1000	2xPT100 / PT1000
	ABUS	Max. voltage 800 V (±10%)
Power	DC power input	24V / 0.8A DC, 12V / 2A DC
	Consumption	Typical 8 W ; Max. 15 W
	DC power output	12 V / 100 mA
Human Machine Interface(HMI)	Indicator	3xLED ; RUN, SERV, ALM
	Commissioning	Embedded Web
	USB	1xUSB 2.0
Environmental Parameter	Operating temperature	-30°C~60°C
	Storage temperature	-40°C~70°C
	Relative humidity	5%~95%, non-condensing
	Altitude	Max. 5000 m
Mechanical Parameter	Dimensions (W / H / D)	242 / 142 / 51.5mm (without installation accessories)
	Weight	1.4 kg
	Ingress protection	IP20
	Mounting method	Wall-mounted, rail-mounted, desktop

* Each 485 interface can connect up to 30 inverters or 1 environmental monitoring instrument or 1 electricity meter.

Ai-AMU 2000

The Ai-AMU 2000 photovoltaic array management unit from Solplanet is a highly integrated and intelligent all-in-one communication cabinet specially developed for utility scenarios. It can achieve real-time monitoring of PV plant data, prevent the PID effects of PV modules, and adapt to an optical fiber ring network. Serving as a key connection node between the photovoltaic array system and the power plant monitoring system, it intelligently manages the photovoltaic array, helping users enhance the management and operational efficiency of photovoltaic power plants.



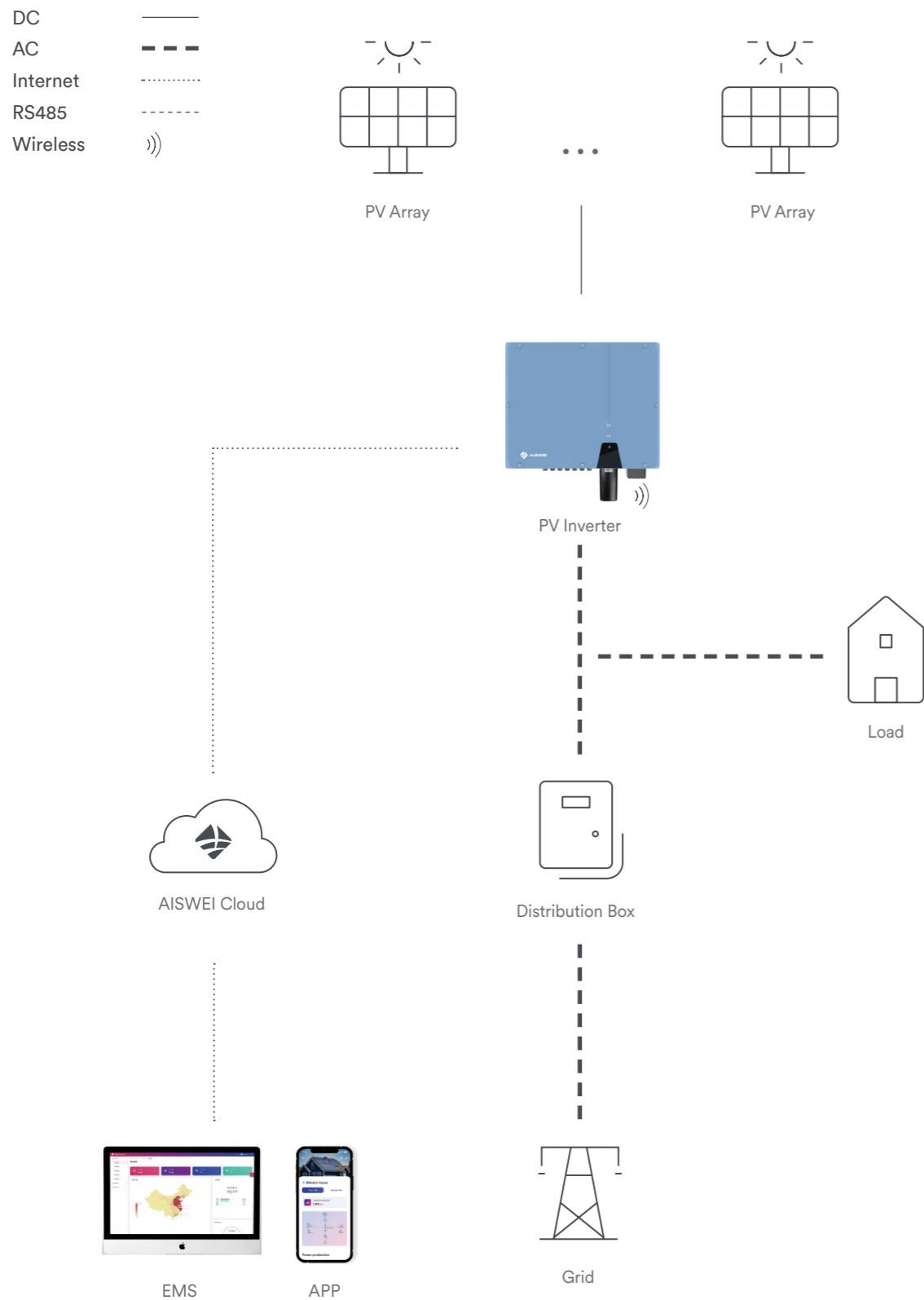
- More flexible and smarter**
 - Support connection of up to 180n inverters, with one-stop calibration and deployment
- Simpler and easier to use**
 - Provide embedded web services for quick setup and convenient parameter settings
- More stable and reliable**
 - Industrial-grade component selection with built-in high-performance surge protectors ensuring safety and reliability

Technical Datasheet

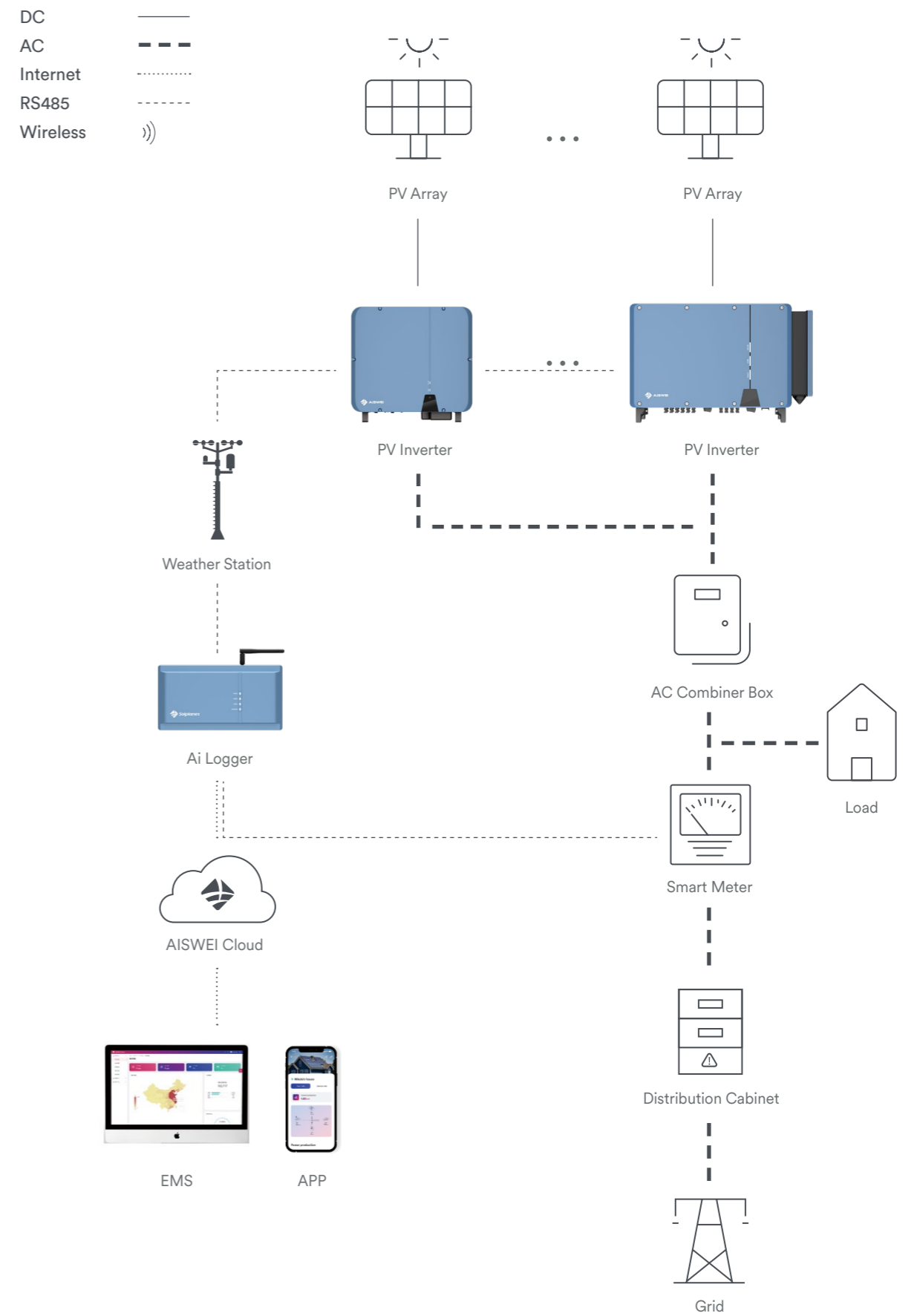
		Ai-AMU 2000
Basic Parameter	Built-in data collector	Ai-Logger 2000
	Ethernet	2xWAN/4xLAN
	RS485	6xRS485
	DI / DO / AI	4xDI / 4xDO / 4xAI
	PT100 / PT1000	2
	Fiber	2xSFP
	USB	1
	ABUS port	2
	Anti-PID module	2
	Environmental Parameter	Operating temperature
Relative humidity		0%~100%, non-condensing
Altitude		Max. 5000 m
Electrical Parameter	AC input voltage	100V~240V, L / N (L)+PE
	ABUS input voltage	380V~800V, 3Ph
	Anti-PID input voltage	380V~800V, 3Ph+FE
	Anti-PID output voltage	0 / ±750V
Consumption	AC input frequency	50Hz / 60Hz
	Self consumption	Max. 380W
Mechanical Parameter	Dimensions (W / H / D)	670 / 760 / 200 mm (without installation accessories)
	Weight	30.0 kg
	Ingress protection	IP66
	Mounting	Wall mounted, rack mounted, ground mounted

* Each 485 interface can connect up to 30 inverters or 1 environmental monitoring instrument or 1 electricity meter.

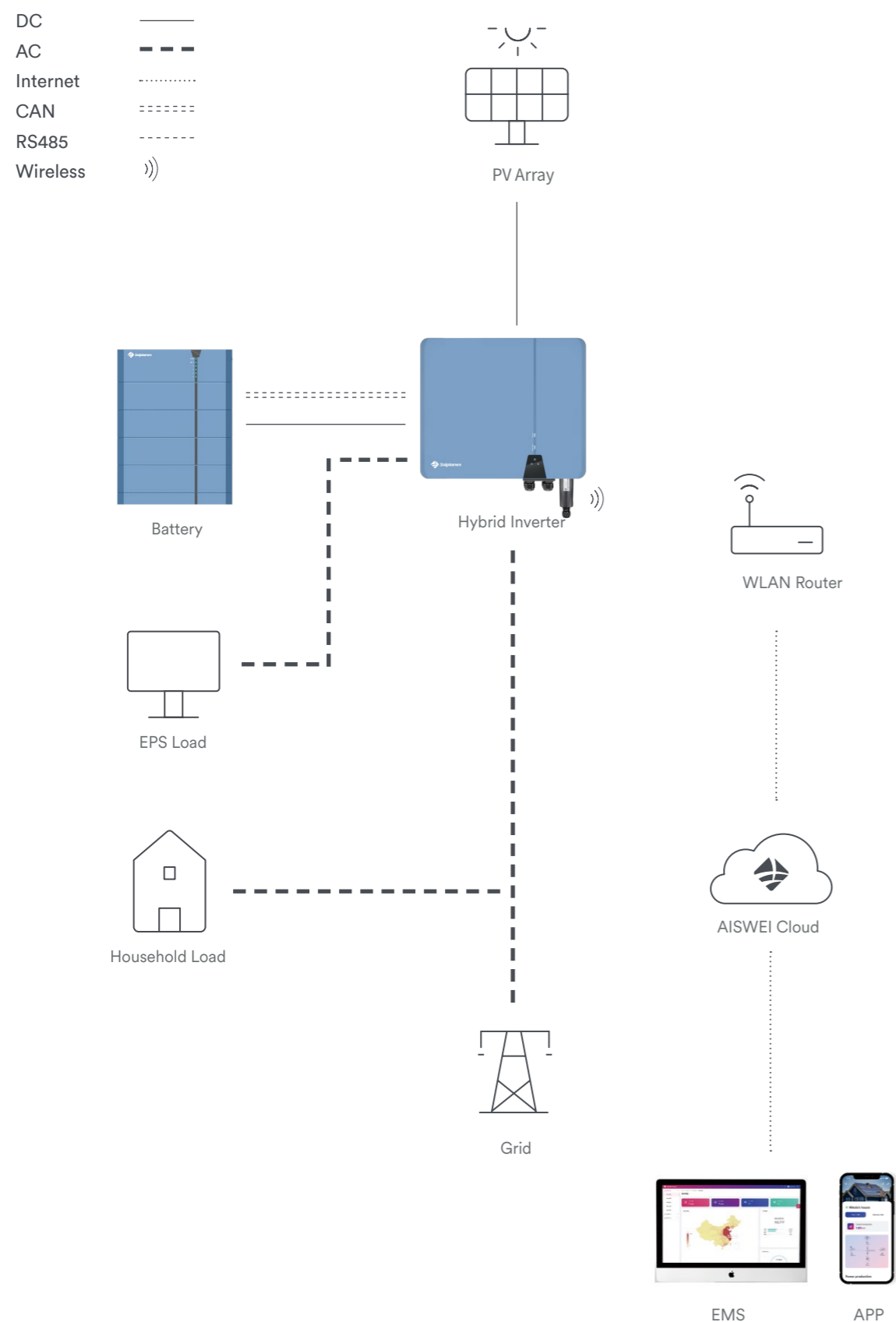
ASW RESIDENTIAL SOLUTION



ASW C&I SOLUTION



STORAGE SOLUTION



Internationally accredited laboratory



Our products are tested and certified according to strict international quality standards.

In addition to international quality test and certification of our products, our quality centre is also contributor and formulator of many international standards and the main drafting company of the China Quality Certification Center “Standards for Certification of Household Roof Solar System”.



www.solplanet.net

SOLPLANET INTERNATIONAL
info@solplanet.net
sales@solplanet.net
service.LATAM@solplanet.net
service.EMEA@solplanet.net
service.APAC@solplanet.net



Scan QR code and contact your local team

EN EU 202501/ All products and services described and all technical data are subject to change at any time without notice.
AISWEI assumes no liability for typographical and other errors.

Photo by Raja Tilikian